



The JOINT
CLINICAL PRACTICE GUIDELINE ON

Benzodiazepine Tapering:

Considerations when Benzodiazepine
Risks Outweigh Benefits

Joint Clinical Practice Guideline on Benzodiazepine Tapering:

Considerations when Benzodiazepine Risks Outweigh Benefits

Clinical Guideline Committee (CGC) Members:

Emily Brunner, MD, DFASAM (*Chair*)
Chwen-Yuen A. Chen, MD, FACP, FASAM
Tracy Klein, PhD, FNP, ARNP, FAANP, FRE, FAAN
Donovan Maust, MD, MS
Maryann Mazer-Amirshahi, PharmD, MD, PhD, MPH, FACMT, FASAM
Marcia Mecca, MD
Deanna Najera, MPAS, MS, PA-C, DFAAPA
Chinyere Ogbonna, MD, MPH
Kiran F. Rajneesh, MD, MS, FAAN
Elizabeth Roll, MD
Amy E. Sanders, MD, MS, MPhil, FAAN
Brett Snodgrass, DNP, FNP-C, ACHPN, FAANP
Amy VandenBerg, PharmD, BCPP
Tricia Wright, MD, MS, FACOG, DFASAM

ASAM Team:

Maureen P. Boyle, PhD
Amanda Devoto, PhD
Sarah Framnes-DeBoer, MS
Dawn L. Lindsay, PhD
Janette Norrington, PhD
Taleen Safarian

Contractor Support:

Bethea A. Kleykamp, PhD, MA
Yule Lee, MD, MPH
Piper Lincoln, MS
Kirsty McIver, MS
Sacha K. Song, MD

The individuals listed below volunteered as members of the "People with Lived Experience (PWLE) Panel" and contributed to the development of this guidance. The inclusion of their names in this document acknowledges their contributions but does not imply full endorsement of all recommendations contained herein.

PWLE Panel Members:

Nicole Lamberson, PA, Medical Director, Benzodiazepine Information Coalition

Janice Curle, Co-founder, Benzodiazepine Information Coalition

Christopher Hall, USAF Veteran

Carrie M. Silvermail, RN, Retired

D E Foster, Founder, Uneven Life

Seema Gupta, MD

The PWLE Panel honors the late Dr. Christy Huff for her contributions as a panel member and her legacy of advocacy for benzodiazepine patients.

Funding:

The development of this Guideline was generously funded by grant U01FD007804 from the US Food and Drug Administration, US Department of Health and Human Services. The contents are those of the authors and do not necessarily represent the official views of nor an endorsement by the FDA and Department of Health and Human Services or the US Government. The funders had no decision-making role in designing and conducting the systematic reviews, data collection, analysis, and interpretation of the data or approval privilege on the recommendations. As requested, FDA officers provided nonbinding feedback and technical support to the guideline panel and methodological team. This article was peer reviewed before publication. These guidelines are intended to help inform clinical decision making by prescribers and patients. They are not intended to be used for the purposes of restricting, limiting, delaying, or denying coverage for or access to a prescription issued for a legitimate medical purpose by an individual practitioner acting in the usual course of professional practice.

This clinical practice guideline has been endorsed by:

American Academy of Neurology (AAN)

American Academy of Physician Associates (AAPA)

American Association of Nurse Practitioners (AANP)

American Association of Psychiatric Pharmacists (AAPPP)

American College of Medical Toxicology (ACMT)

American College of Obstetricians and Gynecology (ACOG)

American Geriatrics Society (AGS)

American Society of Addiction Medicine (ASAM)

Table of Contents

Table of Contents	3
Executive Summary	6
Purpose	6
Background.....	7
Key Takeaways.....	7
Introduction.....	12
Purpose	12
Background.....	12
Scope of Guideline	16
Intended Audience.....	16
Qualifying Statement.....	17
Methodology.....	18
Interpreting Recommendation Statements.....	20
Summary of Recommendations.....	22
Patient Engagement and Shared Decision-Making.....	28
Considerations for Tapering Benzodiazepines.....	28
Determining Whether to Taper	28
Partnering with Patients.....	39
Level of Care Considerations	41
Benzodiazepine Tapering Strategies	44
The Tapering Process.....	44
Adjunctive Interventions During the Tapering Process.....	58
Management of Severe or Complicated Withdrawal Symptoms.....	63
Management of Protracted Withdrawal.....	68
Population-Specific Considerations.....	69
Patients Co-prescribed Benzodiazepines and Opioids	69
Patients with Benzodiazepine and Other Substance Use Disorders	72
Patients with Co-occurring Psychiatric Disorders.....	78
Older Adults.....	82
Patients Who Are Pregnant and Lactating.....	85
Health Disparities.....	87
Tapering Without Patient Agreement.....	88
Patient Safety.....	88
Community Safety.....	90

Considerations for Emergency Departments	92
Strategies for Preventing Diversion.....	93
Implementing this Guideline.....	94
Expert Consultation.....	95
Clinician Education	95
Technological Innovations.....	96
Final Thoughts	96
Bibliography	97
Appendix A. Glossary of Terms.....	114
Appendix B. Abbreviations and Acronyms.....	117
Appendix C. Methodology.....	120
Clinical Practice Guideline Team	120
Key Questions and Outcome Development.....	122
Literature Review	123
Evidence Review	134
Recommendation Development	135
External Review	136
Appendix D. Disclosures of Interest.....	138
I. 2024 Clinical Guideline Committee Member Relationships with Industry and Other Entities	138
II. 2024 ASAM Quality Improvement Council Relationships with Industry and Other Entities	141
III. 2024 ASAM Board of Directors Relationships with Industry and Other Entities.....	143
Appendix E. Evidence to Decision Tables.....	149
EtD Table 1. Taper (+/- Placebo) Compared to Abrupt Cessation (+/- Placebo) for Benzodiazepine Discontinuation.....	149
EtD Table 2. Cognitive Behavioral Therapy for Indicated Condition + Taper Compared to Taper Alone for Benzodiazepine Discontinuation	164
EtD Table 3. Phenobarbital Compared to No Taper for Benzodiazepine Discontinuation.....	182
Appendix F. Pharmacokinetic Properties of Benzodiazepines.....	197
Appendix G. Resources	199
Resources for Screening for Substance Use	199
Resources for Benzodiazepine Tapering Strategies.....	199
Resources for Workforce Safety and Well-Being.....	200
Resources for Population-Specific Considerations	200
Guidelines for the Treatment of Underlying Conditions	201
Appendix H. Benzodiazepine Dose Equivalents	204
Appendix I. Sample Tapering Strategies and Case Descriptions	205
Tapering Case Descriptions	205

Sample Residential (Level 3.7) Protocol for Phenobarbital Taper	212
Appendix J. Adjunctive Psychosocial Interventions.....	215
Appendix K. Adjunctive Pharmacological Interventions.....	220
Appendix L. Pregnancy Related Considerations	224
Appendix M. Flowchart.....	227

Executive Summary

Purpose

The following medical and professional societies partnered to develop and disseminate this *Joint Clinical Practice Guideline on Benzodiazepine Tapering* (hereafter referred to as the Guideline):

- American Academy of Family Physicians (AAFP)
- American Academy of Neurology (AAN)
- American Academy of Physician Associates (AAPA)
- American Association of Nurse Practitioners (AANP)
- American Association of Psychiatric Pharmacists (AAPP)
- American College of Medical Toxicology (ACMT)
- American College of Obstetricians and Gynecologists (ACOG)
- American Geriatrics Society (AGS)
- American Psychiatric Association (APA)
- American Society of Addiction Medicine (ASAM)

This Guideline provides information on evidence-informed and consensus based strategies to help clinicians determine whether tapering benzodiazepine (BZD) medications may be appropriate for a given patient and, if so, how to taper them. **This Guideline applies to adult patients who have been taking BZDs regularly and may be at risk for physical dependence.** Note that physical dependence is an expected outcome associated with BZD use and is distinct from BZD use disorder. Additional considerations for patients with substance use disorder (SUD) are discussed separately in the section titled [*Patients with Benzodiazepine and Other Substance Use Disorders*](#). Clinicians in palliative and end-of-life care settings are not the intended audience for this Guideline.

Background

BZDs are approved by the US Food and Drug Administration (FDA) to treat a wide range of conditions, including anxiety and panic disorders, social phobia, insomnia, and seizures and are commonly prescribed. They are important therapeutic tools. However, use of these medications is associated with increased risk for adverse events, including falls, motor vehicle accidents, cognitive impairment, delirium, overdose, and death, particularly when BZDs are used in combination with central nervous system (CNS) depressants such as alcohol or opioids.¹⁻³ The risk–benefit balance of BZD prescribing may shift over time as patients age and their physical or mental health conditions and other prescribed medications change. Because physical dependence is an expected outcome of BZD use, discontinuation can be challenging. When BZDs are used regularly, abrupt discontinuation (ie, stopping the medication without a taper) or precipitous dose decreases can lead to serious and potentially life-threatening withdrawal symptoms.

Key Takeaways

This Guideline aims to assist clinicians in helping patients who have developed physical dependence safely taper BZDs while minimizing withdrawal symptoms and associated risks. The recommendations in this Guideline address considerations for tapering, level of care, tapering strategies, withdrawal management, and specific patient populations.

Due to the paucity of evidence addressing BZD tapering strategies, the majority of the recommendations in this Guideline are based on clinical consensus. Three recommendation statements are based on low quality evidence from 10 studies (see [Summary of Recommendations](#)).

BZDs should not be discontinued abruptly in patients who are likely to be physically dependent on the medication and at risk for withdrawal (see [Table 3](#)); rather, their medication dosage should be tapered gradually over a period of time under clinical supervision.

The following are ten key takeaways of this Guideline **for adult patients who have been taking BZDs regularly and may be at risk for physical dependence**^a:

1. Clinicians should base clinical recommendations regarding continued BZD prescribing on ongoing assessment of the risks and benefits of continued BZD use as well as those of tapering/discontinuation (See [Table 2](#)). Tapering is generally indicated when the risks of continuing BZD medication outweigh the benefits.
 - a. Clinicians should conduct more frequent risk–benefit assessments of continued BZD prescribing for patients who:
 - i. Are concomitantly taking opioid medication
 - ii. Have an SUD
 - iii. Have additional risk factors for adverse effects, such as co-occurring physical conditions (eg, obstructive sleep apnea) or mental health conditions (eg, bipolar spectrum disorder)
 - b. Clinicians should use caution if utilizing urine drug screen immunoassays for BZDs due to known limitations.
 - c. Clinicians should consider the maternal–fetal dyad when assessing the risks and benefits of continued BZD prescribing in patients who are pregnant.
 - d. Clinicians should taper BZDs in most older adults (ie, ≥ 65 years) unless there are compelling reasons for continuation.
2. Clinicians should consider approaches to BZD tapering in collaboration with patients and their care partners utilizing shared decision-making strategies.
3. Clinicians should not discontinue BZDs abruptly in patients who are likely to be physically dependent and at risk for withdrawal symptoms (See Recommendation #2 Rationale and associated evidence summary).

^a The certainty of evidence and strength of recommendations associated with the key takeaways can be found in the [Summary of Recommendations](#).

- a. Physical dependence can develop within weeks and is heterogeneous across patients.⁴ (see [Table 3](#)).
4. Although most patients can complete BZD tapering in outpatient settings, clinicians should consider inpatient or medically managed residential care when patient presentation indicates significant risk that cannot be safely managed in outpatient care.
5. Clinicians should design the tapering strategy to minimize harms from both continued BZD use and the tapering process, such as withdrawal symptoms and recurrence of symptoms for which the BZD was originally prescribed. **The initial pace of the BZD taper should generally include dose reductions of 5% to 10% every 2–4 weeks. The taper should typically not exceed 25% every 2 weeks.**
 - a. Patients who have been taking lower doses for a relatively short period of time (eg, <3 months) may be able to taper more quickly.
 - b. The goal of tapering may be discontinuing the BZD medication or reducing the BZD dose to the point where the risks no longer outweigh the benefits.
6. Clinicians should tailor tapering strategies to each individual patient and adjust tapering based on patient response.
 - a. Clinicians can consider transitioning patients without contraindications to a comparable dose of a longer-acting BZD medication for the taper (see Appendix H).
 - b. Clinicians should monitor patients for the emergence of BZD withdrawal signs and symptoms with each dose reduction. If significant signs or symptoms emerge, the taper should be slowed or paused.^b
 - c. Some patients experience significant withdrawal symptoms, even with gradual tapering, and should be offered slower tapering as needed.

^b Pausing a BZD taper refers to temporarily halting dose reductions until withdrawal symptoms subside.

- d. In some cases, maintaining^c a patient on a lower dose may be sufficient to reduce the current risks such that they no longer outweigh the benefits.
7. Clinicians should offer patients undergoing BZD tapering adjunctive psychosocial interventions (eg, cognitive behavioral therapy [CBT], cognitive behavioral therapy for insomnia [CBT-I]) to support successful tapering (See Recommendation #10 Rationale and associated evidence summary).
8. Clinicians should provide concurrent treatment for any co-occurring physical health conditions and psychiatric disorders, including SUDs, that could interfere with the BZD taper.
9. Clinicians should employ harm reduction strategies—such as providing opioid overdose reversal medication (eg, naloxone) to those concomitantly taking opioids or otherwise at risk for opioid overdose, connecting patients to local resources, and providing patient education—based on each individual patient’s risks.
10. **It may take months to years to fully taper off BZDs**, particularly if patients have been taking a high dose for an extended period of time.

Additional considerations for patients with BZD use disorders are discussed separately in the section titled [Patients with Benzodiazepine and Other Substance Use Disorders](#).

Recognizing Implementation Challenges

The recommendations in this Guideline are relevant to millions of people in the United States. In 2023, nearly 24 million people in the US reported use of a BZD, with approximately 20 million reporting use as prescribed.⁴ In 2018, an estimated 50% of patients dispensed oral BZD received them for 2 months or longer.⁵ Long-term BZD prescribing is also common among older adults, for whom this and other guidelines recommend avoiding BZD use. As clinicians and healthcare

^c Maintaining a BZD taper refers to discontinuing dose reductions with no plan to further reduce the dose.

systems begin to implement this Guideline, they may identify a large population of patients who would benefit from tapering. We recognize healthcare systems are already overburdened and significant workforce challenges may limit the capacity to manage BZD tapering at scale. Clinicians and healthcare systems may need to identify strategies for prioritizing patients who are at the highest risk of experiencing BZD-related harms in the short term. See [Implementing this Guideline](#) for further discussion.

Box 1. Guiding Principles for Implementation of Recommendations from the *Joint Clinical Practice Guideline on Benzodiazepine Tapering*

1. The recommendations in this Guideline are intended to support patient-centered care. Many complex factors influence decision-making related to BZD tapering, and there is significant heterogeneity in patient response to tapering. This Guideline should be implemented to allow flexibility in response to diverse clinical circumstances.
2. Healthcare systems, payers, policymakers, and clinicians should avoid misapplying this Guideline beyond its intended use in ways that may lead to unintentional harms for patients.
3. Clinicians should develop tapering strategies collaboratively with patients, tailoring strategies to each patient's risks, needs, and preferences and adjusting strategies based on a patient's response.
4. Healthcare systems and policymakers should carefully consider how to best leverage existing healthcare resources to meet the needs of the potentially large population for whom BZD tapering may be indicated.
5. Physical dependence is an expected result of ongoing use of prescribed BZDs and distinct from SUD. Clinicians should not presume that patients with physical dependence have an SUD. Patients with SUD should be managed appropriately (see [Patients with Benzodiazepine and Other Substance Use Disorders](#)), with referrals for specialty treatment as necessary.

Introduction

Purpose

The following medical and professional societies partnered to develop and disseminate this *Joint Clinical Practice Guideline on Benzodiazepine Tapering* (hereafter referred to as the Guideline):

- American Academy of Family Physicians (AAFP)
- American Academy of Neurology (AAN)
- American Academy of Physician Associates (AAPA)
- American College of Medical Toxicology (ACMT)
- American Association of Nurse Practitioners (AANP)
- American Association of Psychiatric Pharmacists (AAPP)
- American College of Obstetricians and Gynecologists (ACOG)
- American Geriatrics Society (AGS)
- American Psychiatric Association (APA)
- American Society of Addiction Medicine (ASAM)

This Guideline provides information on evidence-informed and consensus based strategies to help clinicians determine whether tapering benzodiazepine (BZD) medications may be appropriate for a given patient and, if so, how to taper them. This Guideline applies to adult patients who have been taking BZDs regularly and may be at risk for physical dependence and withdrawal (See Table 2).

Background

BZDs are approved by the US Food and Drug Administration (FDA) to manage a wide range of conditions, including acute conditions (eg, panic and acute anxiety, alcohol withdrawal, seizures) and common chronic conditions (eg, anxiety disorders, primary insomnia). These medications are commonly prescribed and represent important therapeutic tools; however, data on long-term safety and efficacy are limited. BZD use is associated with increased risk of adverse events

including falls, motor vehicle accidents, cognitive impairment, delirium, overdose, and death, particularly when BZDs are used in combination with CNS depressants such as alcohol or opioids.¹⁻³

Since 2000, fatal overdoses involving BZDs have increased nearly tenfold, often involving the combination of opioids and BZDs.¹ Although prescribing rates for BZDs have fallen since the most recent peak in 2013, in the 2023 National Survey on Drug Use and Health (NSDUH), 9.1% of US adults reported use of BZDs in the past year, with more than 15% of those reporting BZD misuse.^{5,6,d} Between 1996 and 2013, the number of adults filling BZD prescriptions increased from 4.1% to 5.6%, while the total quantity of BZD prescriptions filled more than tripled, from 1.1 to 3.6 kg lorazepam equivalents per 100,000 adults.⁷ Over this time, emergency department (ED) visits related to BZDs also tripled, and BZD-related overdose deaths quadrupled.^{1,8} Since 2013, however, BZD prescriptions dispensed from outpatient and mail-order pharmacies have fallen by approximately 33%.⁶

Despite potential harms, long-term use of BZDs (ie, ≥ 120 days) is common.^{9,10} Long-term BZD use is associated with increased risk of physical dependence and withdrawal and ongoing risk of adverse events such as falls, motor vehicle accidents, and cognitive impairment.^{3,11-13} Evidence also suggests that use of BZDs is associated with increased suicide risk, although the mechanism for this association is not well understood.^{12,13} The risk–benefit balance for continued BZD use may shift over time, and stopping can be challenging because physical dependence develops with regular use. It should be noted that physical dependence is an expected outcome associated with the use of prescribed BZDs and is distinct from substance use disorders (SUDs; see [Box 1](#)). Older adults (ie, ≥ 65 years old) have the highest BZD prescription rates and are at higher risk of experiencing adverse events related to BZD use.^{9,14} Some older adults have taken BZDs

^d Examples of misuse were presented to respondents and included (1) use without a prescription of the respondent's own; (2) use in greater amounts, more often, or longer than told to take a drug; or (3) use in any other way a doctor did not direct the respondent to use a drug.

continuously for decades.^{9,14,15} In some instances, use has been so prolonged that the original reason for the BZD prescription may be unclear.

Box 2. Physical Dependence Versus Substance Use Disorder

Physical dependence is a biological phenomenon that develops in response to repeated use of a medication. In the case of BZDs, physical dependence results from downregulation of BZD receptors and/or adaptations in the response of the receptor. Physical dependence is an expected consequence of ongoing use of BZD. Conversely, SUD is a chronic disease associated with functional changes to the brain circuits that mediate stress, decision-making, and behavior reinforcement. In addition to physical dependence, SUD is associated with specific criteria, including impaired control over use of the substance and continued use despite adverse consequences.¹⁶ Genetic, psychosocial, and environmental factors influence the development and manifestations of SUD. A review of NSDUH data estimated that only 1.5% of people who use BZDs met criteria for a BZD use disorder.¹⁷ Patients who use BZDs and are physically dependent on the medication are far more common than patients who have a BZD use disorder.

Safe tapering of BZDs can be clinically complex because rapid dosage reductions may precipitate acute withdrawal, which can be life-threatening. Patients are also at risk for recurrence and exacerbation of the symptoms for which BZDs were initially prescribed (eg, anxiety, seizures, insomnia) and destabilization. This Guideline was motivated, in part, by patients reporting harms associated with too rapid tapering/discontinuation of BZD medications. Inadequate tapering strategies may push patients to the illegal drug market, where counterfeit pills laced with fentanyl and other highly potent synthetic opioids (HPSOs) are common, presenting an increased risk for overdose and overdose death.¹⁸ This Guideline aims to help clinicians in diverse practice settings determine whether and how to taper BZD medications.

Intersection with the Opioid Overdose Epidemic

Co-prescribing of BZDs and opioids quadrupled between 2003 and 2015 in ambulatory care settings, with data from 2014 to 2016 indicating over one third of BZD prescriptions were co-prescribed with opioids.^{14,19} In addition, some individuals may concomitantly take BZDs and opioids to augment the effects of both substances.²⁰

Given that both BZDs and opioids cause CNS depression, concomitant use increases the risk of adverse events, including fatal and nonfatal overdose.²¹⁻²³ In 2021, 13.7% of overdose deaths in the US involving opioids also involved BZDs, and nearly 88% of overdose deaths involving BZDs also involved opioids.¹

Box 3. Note of Caution: Avoid Misapplication of this Guideline

As observed upon the release of the 2016 *CDC Guideline for Prescribing Opioids for Chronic Pain*, clinical practice guidelines (CPGs) can have unintended impacts on clinical decision-making.²⁴ Misapplication of the 2016 CDC opioid recommendations led some prescribers to abruptly discontinue pain medications without first developing a plan for safe tapering with their patients.²⁴ This unintended response put patients at risk for withdrawal and potential transition to illegally obtained opioids while failing to address their underlying pain symptoms.^{25,26} Abrupt discontinuation of BZDs confers similar and additional risks: rapid BZD dose reduction can cause life-threatening withdrawal symptoms such as seizures and delirium, as well as potential destabilization of existing mental health conditions, especially in those who have been taking BZDs long-term and at higher doses.^{2,20,27} As highlighted in this Guideline, **BZDs should *not* be discontinued abruptly in patients who are likely to have developed physical dependence.** Clinicians and healthcare systems should carefully consider how to meet the needs of patients requiring BZD tapering, including those who experience significant challenges during the tapering process (see [Implementing this Guideline](#)).

Scope of Guideline

This Guideline focuses on whether and how to taper BZD medications, exploring considerations for assessing risks and benefits of continued prescribing, partnering with patients, level of care considerations, and tapering strategies, including management of withdrawal symptoms. It pertains to patients who have been taking BZDs regularly and are at risk for physical dependence and withdrawal. This Guideline also addresses population specific considerations, including for patients co-prescribed BZDs and opioids, patients with SUD, patients with other psychiatric disorders, older adults, and pregnant and lactating patients.

This Guideline is not applicable to patients who are prescribed BZDs but are not taking them regularly. It is also not applicable to patients who are prescribed BZDs for a short period of time (eg, for under two weeks for the management of agitation, acute anxiety, or alcohol withdrawal). Considerations related to initiation of BZDs, ongoing management of BZD prescriptions, and management of underlying conditions are beyond the scope of this Guideline. Additionally, although non-BZD sedative–hypnotic medications such as barbiturates and Z-drugs (ie, eszopiclone, zaleplon, and zolpidem) have similar mechanisms of action to BZDs and may pose similar risks, they are beyond the scope of this Guideline. Finally, considerations for BZD tapering in children and adolescents (ie, <18 years old) are beyond the scope of this Guideline.

A glossary of terms used in this Guideline can be found in [Appendix A](#). A summary of abbreviations and acronyms can be found in [Appendix B](#).

Intended Audience

The intended audience of this Guideline is clinicians—including behavioral health professionals, physicians, advanced practice providers, and pharmacists—who prescribe BZDs or provide or support treatment for indications for which BZDs are often prescribed. This Guideline is relevant to clinicians who practice in diverse settings such as primary care offices, ambulatory care clinics for a broad range of specialty clinicians, EDs, hospitals, and outpatient and residential addiction and mental health treatment settings. Some recommendations only apply to specific settings (eg,

inpatient treatment, medically managed settings), as indicated in the narrative. Clinicians in palliative and end-of-life care are not the intended audience for this Guideline. This Guideline may be useful for healthcare administrators, insurers, and policymakers who implement policies related to medical practice. However, this Guideline is not intended to be a source of rigid laws, regulations, or policies related to BZD prescribing or tapering. The recommendations contained in this Guideline support flexible, patient-centered care.

Qualifying Statement

This Guideline is intended to aid clinicians in their clinical decision-making and patient management (see [Box 3](#)). It strives to identify and define clinical decision-making junctures that meet the needs of most patients in most circumstances. Clinical decision-making should consider the quality and availability of expertise and services in the community wherein care is provided. The recommendations in this Guideline reflect the consensus of an independent committee (see [Methodology](#)) convened beginning January 2023. This Guideline will be updated periodically as clinical and scientific knowledge advances.

Prescribed courses of treatment described in this Guideline are most effective if the patient understands and adheres to the recommendations. Clinicians should make every effort to promote patients' understanding of and adherence to prescribed and recommended treatment services to improve outcomes.

This Guideline aims to set the standard for best clinical practice by providing recommendations for the appropriate care of patients tapering from BZDs in diverse settings. Patients should be informed of the risks, benefits, and alternative treatment options and welcomed as active parties to shared decision-making. In circumstances in which this Guideline is used to inform regulatory or payer decisions, the central goal should be improvement in quality of care. Recommendations in this Guideline do not supersede any federal or state regulations.

Box 4. Intended Use of the *Joint Guideline on Benzodiazepine Tapering*

This Guideline is:

- Primarily intended for clinicians who prescribe BZDs in diverse settings such as primary care, specialty care, EDs, and hospitals settings
- Applicable to patients aged 18 years and older who are taking BZDs regularly and may be at risk for physical dependence
- A clinical tool for supporting individualized, patient-centered care in BZD tapering
- Intended to promote flexible and patient-centered care and shared decision-making

This Guideline is NOT:

- Intended for clinicians who prescribe BZDs in palliative and end-of-life care settings
- Applicable to patients taking BZDs for a short time (eg, less than 2 weeks) or irregularly (eg, as needed)
- A replacement for clinical judgment or individualized, patient-centered care
- Intended to be applied as inflexible standards of care or lead to the rapid tapering or abrupt discontinuation of BZDs
- Intended to suggest a one-size-fits-all approach to BZD tapering
- A law, regulation, or policy that dictates clinical practice
- Focused exclusively on patients with SUDs

Methodology

ASAM’s Quality Improvement Council (QIC) and Clinical Practice Guideline Methodology and Oversight Committee (CPG-MOS) oversaw the development of this Guideline. The FDA provided guidance on the content and development of the Guideline but did not dictate the content. The QIC, working with partner professional societies and the FDA, oversaw the appointment of a Clinical Guideline Committee (CGC) comprised of clinicians representing ten medical and professional societies with broad subject matter expertise across medicine, psychiatry, and pharmacology. A panel of individuals who have lived experience with BZD tapering (the Patient Panel) provided input during the development of the Guideline (see [Appendix C](#)).

The following key clinical questions were addressed in the systematic literature review:

1. What is the efficacy and/or safety of tapering strategies for BZDs?
2. What factors influence the outcomes of BZD tapering and should be monitored?
3. How can shared decision-making and patient-centered health care be utilized to support the effectiveness and safety of BZD tapering?

These questions were used to develop a Population, Intervention, Comparator, Outcome (PICO) framework for identifying relevant research literature to answer each of the key clinical questions.

- **Population:** Adults who have been using one or more BZD medication for at least 2–4 weeks, including those with Benzodiazepine Use Disorder
- **Intervention:** Two types of interventions were considered:
 - Interventions that promote the successful discontinuation of BZD use
 - Interventions that manage withdrawal symptoms when discontinuing BZDs
- **Comparator:** Alternative interventions, treatment as usual, placebo, or active control condition
- **Outcome:** BZD cessation or dose reduction, BZD withdrawal severity, recurrence or rebound of BZD-indicated conditions (eg, insomnia, anxiety), sleep problems, cognition, mood, quality of life and patient satisfaction, global functioning, study attrition, other substance use, and adverse events

A systematic literature review that considered risks and benefits of BZD tapering as well as patient values and preferences was conducted to inform the development of recommendations. The Grading of Recommendations, Assessment, Development, and Evaluation (GRADE) method was used to develop recommendations in areas with sufficient evidence.²⁸ A modified Delphi process was used to develop clinical consensus statements when evidence was lacking.²⁹ As very little high quality evidence was found to directly inform the clinical questions, this strategy allowed for the inclusion of guidance in areas with limited evidence.

The full draft Guideline was released for public comment in June 2024. The CGC reviewed all public comments and revised the document to address identified concerns. The final document was approved and/or endorsed by the respective boards of all partner organizations.

The detailed Methodology can be found in [Appendix C](#). A list of CGC members, their areas of expertise, and conflict of interest disclosures are available in [Appendix D](#). GRADE Evidence to Decision (EtD) tables are available in [Appendix E](#).

Interpreting Recommendation Statements

Two pieces of information are included with each recommendation statement: certainty of evidence and strength of the recommendation. The certainty of evidence reflects the level of confidence—or certainty—in how closely the effect estimates reflect the true effect and, therefore, the extent to which the evidence can be relied upon when making recommendation decisions. Certainty of evidence was evaluated using the GRADE method using categories of high, moderate, or low. Consensus-based recommendations were labeled with “Clinical Consensus” rather than a certainty of evidence rating. The CGC graded the strength of each recommendation as strong or conditional based on the overall balance of risks and benefits, the certainty of the evidence on treatment effects, and patient preferences and values. The CGC worded recommendations to reflect the strength of the statement. For example, “clinicians should” indicates a strong recommendation, while “clinicians can consider” indicates a conditional recommendation (see [Table 1](#)).

Table 1. Recommendation Wording, Strength, and Interpretation

Strength	Recommendation Wording	Interpretation³⁰
Strong	“Clinicians should...” “Clinicians should not...”	Benefits clearly outweigh risks (or vice versa). Can apply to most patients in most circumstances.

Conditional	“Clinicians can consider...”	Benefits are closely balanced with risks. Correct action may differ depending on patient values. Different clinical choices will be appropriate for different patients. Patient-centered decision-making should be the goal based on a patient’s needs, values, and preferences.
-------------	------------------------------	---

[ALT TEXT] This table explains how the recommendations in this Guideline are worded based on strength and how each type of recommendation (ie, strong and conditional) should be interpreted.

The systematic review identified 57 relevant articles. Few studies were identified that directly addressed many of the core topics within the Guideline. Due to the paucity of evidence, the majority of the recommendations in this Guideline are based on clinical consensus. Three recommendation statements are based on low quality evidence from 10 studies (see [Summary of Recommendations](#)). The remaining studies were considered by the CGC but were not used to inform specific recommendations. In the recommendation statement, the certainty of evidence is bolded and underlined when evidence was relied upon to make the recommendation. Recommendations based on the consensus of the CGC based on their clinical expertise, rather than direct evidence, are clearly labeled *Clinical Consensus*.

The clinical recommendation statements are accompanied by implementation considerations that provide guidance on how to implement the recommendations. These include important contextual and patient-centered factors to consider for clinical decision-making.

Summary of Recommendations

Recommendations for Considerations for Tapering Benzodiazepines

1. Clinicians should ideally assess the risks and benefits of ongoing BZD prescribing at least every 3 months for each patient taking BZD medications (see [Table 2](#) and [Table 3](#); *Clinical Consensus*, Strong Recommendation).
 - a. At a minimum, clinicians should assess the risks and benefits with each new BZD prescription or BZD prescription renewal (*Clinical Consensus*, Strong Recommendation).
 - b. Clinicians should review the information in the relevant prescription drug monitoring programs (PDMP) as part of the risk–benefit assessment (*Clinical Consensus*, Strong Recommendation).
2. Clinicians should avoid abruptly discontinuing BZD medication in patients who are likely to be physically dependent on BZDs and at risk for BZD withdrawal (see [Table 3](#); **Low Certainty**, Strong Recommendation).
 - a. Tapering is indicated for patients who are likely to be physically dependent when the risks of BZD medication outweigh the benefits (**Low Certainty**, Strong Recommendation).
 - b. Clinicians should consider either discontinuation or a short taper for patients who are unlikely to be physically dependent when the risks of BZD medication outweigh the benefits (*Clinical Consensus*, Strong Recommendation).
3. If the BZD medication is discontinued without a taper in patients who are unlikely to be physically dependent, clinicians should counsel patients to report the emergence of withdrawal and/or rebound symptoms (*Clinical Consensus*, Strong Recommendation).

Clinical Consensus Recommendations

Recommendations based on the consensus of the CGC, informed by their clinical expertise rather than direct evidence, are clearly labeled *Clinical Consensus*. When evidence was relied upon to make the recommendation the certainty of evidence is **bolded and underlined**.

- a. If significant symptoms emerge, clinicians can consider using medications for symptom management or restarting the BZD medication and initiating a taper (*Clinical Consensus*, Conditional Recommendation).

Recommendation for Partnering with Patients

4. Clinicians should develop the BZD tapering strategy in coordination with patients and their care partners in a shared decision-making process whenever possible (*Clinical Consensus*, Strong Recommendation).

Recommendation for Level of Care Considerations

5. BZD tapering can typically be managed in outpatient settings. However, clinicians should consider inpatient care for BZD tapering when:
 - a. Patient presentation indicates an imminent risk for significant harm related to continued use of the BZD medication (eg, medication interaction, overdose, accidents, falls, suicidality or other self-harm) that is unlikely to be rapidly mitigated by the initial dose reduction of the BZD taper (*Clinical Consensus*, Strong Recommendation)
 - b. Patient symptoms and/or co-occurring physical or mental health conditions are anticipated to complicate BZD tapering in a way that cannot be safely managed in an outpatient setting (*Clinical Consensus*, Strong Recommendation)
 - c. The patient is experiencing or imminently anticipated to experience severe or complicated BZD withdrawal (*Clinical Consensus*, Strong Recommendation)

Recommendations for the Tapering Process

6. Clinicians should generally consider dose reductions of 5% to 10% when determining the initial pace of the BZD taper. The pace of the taper should typically not exceed 25% every 2 weeks (*Clinical Consensus*, Strong Recommendation).
7. Clinicians can consider transitioning patients without contraindications to a comparable dose of a longer-acting BZD medication for the taper (*Clinical Consensus*, Conditional Recommendation).

8. Clinicians should tailor tapering strategies to each individual patient and adjust the taper based on a patient's response (*Clinical Consensus*, Strong Recommendation).
9. Clinicians should evaluate patients undergoing tapering for signs and symptoms related to the BZD taper with each dose reduction (*Clinical Consensus*, Strong Recommendation).

Recommendations for Adjunctive Interventions

10. Clinicians should offer patients undergoing BZD tapering behavioral interventions tailored to their underlying conditions (eg, CBT, CBT-I) or provide them with referrals to access these interventions (**Low Certainty**, Strong Recommendation).
11. Clinicians should first consider pausing or slowing the pace of the BZD taper when patients experience symptoms that significantly interfere with the taper (eg, sleep difficulty, anxiety). However, clinicians can also consider use of adjunctive medications (*Clinical Consensus*, Conditional Recommendation).

Recommendations for Management of Severe or Complicated Withdrawal Symptoms

12. Clinicians should manage patients experiencing severe or complicated withdrawal in inpatient or residential medically managed settings (eg, residential withdrawal management program) with:
 - a. Monitoring for signs and symptoms of BZD withdrawal, including regularly measuring vital signs and using structured assessment tools (*Clinical Consensus*, Strong Recommendation)
 - b. Assessments for seizure risk, managed as appropriate (*Clinical Consensus*, Strong Recommendation)
13. Tapering with very long-acting agents such as phenobarbital:
 - a. Can be considered for BZD withdrawal management in inpatient settings (**Low Certainty**, Strong Recommendation).

- b. Should only be conducted by or in consultation with clinicians experienced in the use of these agents for the purpose of BZD withdrawal management (*Clinical Consensus*, Strong Recommendation).
14. Clinicians should avoid rapid BZD reversal agents such as flumazenil for the purpose of BZD tapering due to risks for refractory seizure, cardiac dysrhythmias, and other adverse effects (*Clinical Consensus*, Strong Recommendation).
15. Clinicians should avoid general anesthetics such as propofol or ketamine for the purpose of BZD tapering (*Clinical Consensus*, Conditional Recommendation).

Recommendations for Patients Co-prescribed Benzodiazepines and Opioids

16. Because patients co-prescribed BZDs and opioids are at increased risk of respiratory depression, clinicians should assess the risks and benefits of continued BZD prescribing at least every 3 months or with every related clinical encounter or prescription renewal, whichever is more frequent (*Clinical Consensus*, Strong Recommendation).
17. Clinicians should offer to provide or prescribe opioid overdose reversal medication (eg, naloxone) for all patients co-prescribed BZDs and opioids (*Clinical Consensus*, Strong Recommendation).
18. Clinicians should consider additional strategies for mitigating risk, including using the lowest effective doses of BZD and opioid medications and optimizing non-opioid interventions (*Clinical Consensus*, Strong Recommendation).

Recommendations for Patients with Benzodiazepine and Other Substance Use Disorders

19. Clinicians should consider more frequent assessments of the risks and benefits of continued BZD prescribing for patients with co-occurring SUDs and/or other co-occurring addictions (eg, behavioral addictions) compared with the general guidance in [Recommendation #1](#) (*Clinical Consensus*, Strong Recommendation).

20. When tapering BZD medication in patients with SUD, clinicians should manage the underlying SUD concurrently with the BZD taper (*Clinical Consensus*, Strong Recommendation).
21. Clinicians should not use BZD prescribing or tapering considerations as a reason to discontinue or disrupt a patient's medications for SUD treatment, including buprenorphine and methadone (*Clinical Consensus*, Strong Recommendation).
22. Following the taper, clinicians should continue to monitor and treat any underlying SUDs or refer patients to an appropriate level of care for continuing care (*Clinical Consensus*, Strong Recommendation).
23. Clinicians should offer patients harm reduction services or provide them with referrals to access these services (*Clinical Consensus*, Strong Recommendation).
 - a. Clinicians should offer to provide or prescribe opioid overdose reversal medication (eg, naloxone) and provide or refer patients for related education (*Clinical Consensus*, Strong Recommendation).
 - b. Clinicians can consider providing or referring patients to community services for drug checking or other safe use supplies (eg, fentanyl test strips, xylazine test strips, sterile syringes) and related education (*Clinical Consensus*, Conditional Recommendation).

Recommendations for Patients with Co-occurring Psychiatric Disorders

24. Clinicians should optimize evidence-based treatment for any psychiatric disorder prior to the BZD taper or concurrently if clinically indicated (*Clinical Consensus*, Strong Recommendation).
25. Clinicians should strongly consider tapering BZD medication in patients with posttraumatic stress disorder (PTSD; *Clinical Consensus*, Strong Recommendation).
26. Clinicians should monitor sleep closely during BZD tapering in patients with mood or psychotic disorders, particularly for patients with bipolar disorder as sleep disturbance can trigger episodes of mania (*Clinical Consensus*, Strong Recommendation).

- a. If patients with a mood and/or psychotic disorder experience significant sleep disturbance, clinicians should pause the taper until the symptoms resolve due to the risk for destabilization (*Clinical Consensus*, Strong Recommendation).

Recommendation for Older Adults

27. Clinicians should generally taper BZD medication in older adults unless there are compelling reasons for continuation (*Clinical Consensus*, Strong Recommendation).

Recommendations for Patients Who Are Pregnant or Lactating

28. Clinicians should weigh the risks and benefits for the maternal–fetal dyad when considering continued BZD prescribing or tapering for pregnant patients (*Clinical Consensus*, Strong Recommendation).
29. For infants who have been exposed to BZD in utero and are at risk for neonatal withdrawal, clinicians should:
 - a. Encourage breastfeeding, which can reduce neonatal withdrawal symptoms (*Clinical Consensus*, Strong Recommendation)
 - b. Communicate with the infant’s healthcare provider (with parental consent) regarding exposure to BZDs (*Clinical Consensus*, Strong Recommendation)

Patient Engagement and Shared Decision-Making

BZD tapering can be a challenging process for both clinicians and patients. Decisions relating to whether, when, and how to taper are often complex and need to consider a variety of factors, including each patient’s needs, preferences, and concerns. Many patients will be anxious about tapering a medication they believe to be beneficial. They may be understandably afraid of the potential for withdrawal symptoms or recurrence of physical or mental health symptoms.

Patient education is critical during the BZD tapering process. Many patients may interpret withdrawal symptoms as an indication that they need the medication to manage their condition(s). Collaborative relationships with patients and their care partners with clear communication about what to expect throughout the process can make a significant difference in a patient’s experience and outcomes. The CGC emphasized the importance of patient engagement and shared decision-making, highlighting these considerations throughout the Guideline (see [Box 4](#)).

Box 5. Shared Decision-Making

The recommendations in this Guideline should be interpreted in the context of shared decision-making with patients. In other words, when a recommendation says, “clinicians should consider,” it should be understood to include “in partnership with the patient.”

Considerations for Tapering Benzodiazepines

Determining Whether to Taper

Recommendations for Considerations for Tapering Benzodiazepines

1. Clinicians should ideally assess the risks and benefits of ongoing BZD prescribing at least every 3 months for each patient taking BZD medications (see [Table 2](#) and [Table 3](#); *Clinical Consensus*, Strong Recommendation).

- a. At a minimum, clinicians should assess the risks and benefits with each new BZD prescription or BZD prescription renewal (Clinical Consensus, Strong Recommendation).
 - b. Clinicians should review the information in the relevant prescription drug monitoring programs (PDMP) as part of the risk–benefit assessment (*Clinical Consensus*, Strong Recommendation).
2. Clinicians should avoid abruptly discontinuing BZD medication in patients who are likely to be physically dependent on BZDs and at risk for BZD withdrawal (see [Table 3](#); **Low Certainty**, Strong Recommendation).
- b. Tapering is indicated for patients who are likely to be physically dependent when the risks of BZD medication outweigh the benefits (**Low Certainty**, Strong Recommendation).
 - c. Clinicians should consider discontinuation or a short taper for patients who are unlikely to be physically dependent when the risks of BZD medication outweigh the benefits (*Clinical Consensus*, Strong Recommendation).
3. If the BZD medication is discontinued without a taper in patients who are unlikely to be physically dependent, clinicians should counsel patients to report the emergence of withdrawal and/or rebound symptoms (*Clinical Consensus*, Strong Recommendation).
- a. If significant symptoms emerge, clinicians can consider using medications for symptom management or restarting the BZD medication and initiating a taper (*Clinical Consensus*, Conditional Recommendation).

Implementation Considerations

- When considering the risks and benefits of continued BZD prescribing, clinicians should screen patients for non-prescription use of BZDs and use of other substances that may interact with BZDs or impact the tapering process.
- When the risks of BZD medication outweigh the benefits, clinicians should initiate a conversation with patients about tapering (or discontinuation if patients are unlikely to be physically dependent). Clinicians should elicit information from patients about their

expectations and concerns about the tapering process and discuss them. Clinicians should discuss alternatives for managing the underlying condition(s) for which the BZD was initially prescribed that may be more effective and carry less risk compared to BZDs (eg, selective serotonin reuptake inhibitors [SSRIs] and/or cognitive behavioral therapy [CBT] for anxiety disorders, cognitive behavioral therapy for insomnia [CBT-I] for primary insomnia).

- The goal of tapering may be discontinuing the BZD medication or reducing the BZD dose to the lowest effective dose where the risks no longer outweigh the benefits. Clinicians should reassess risks and benefits throughout the tapering process to inform decision-making.
- Although many patients who have been taking BZDs for a short period of time (eg, less than a month) are able to discontinue the medication without a taper, clinicians can consider a short taper. A short taper may be indicated if clinicians have concerns for clinically significant withdrawal (eg, due to the pharmacological properties of the BZD, patient age, comorbidities, other substance use, prior history of withdrawal) or patients express concerns about discontinuing the medication.
- Many healthcare systems may not be able to manage the volume of patients who would benefit from BZD tapering. As such, clinicians and healthcare systems may need to triage patients, prioritizing those at higher risk of harm related to continued BZD use. See [*Implementing this Guideline*](#) for further discussion.

Rationale

In 2020, the FDA updated the required Boxed Warning for BZD medications to describe the risks of physical dependence, withdrawal, and BZD use disorder.⁴ The associated Drug Safety Communication encouraged prescribers to carefully weigh the risks and benefits of BZD medication, limit the dose and duration to what is needed to achieve the clinical goal, and monitor patients for BZD misuse and BZD use disorder. When prescribing BZDs, clinicians should have a thoughtful strategy for medication management that regularly reassesses the risks

and benefits of continued prescribing, as well as a patient-centered plan for tapering the medication when the benefits no longer outweigh the risks.

The risks of BZD use evolve as a patient continues to take the medication. Although most patients taking BZDs as prescribed will not develop BZD use disorder, the risk for physical dependence and BZD use disorder increases with time, particularly in patients who use alcohol or other substances.³¹ Long-term BZD use is often associated with more risks than benefits. Significant risks include oversedation and other sleep disturbances, cognitive impairment, falls, motor vehicle accidents, and fatal and nonfatal overdose.³ Despite these known risks, clinicians often encounter patients who have been taking prescribed BZD for years.

Short-term BZD use is associated with decreased anxiety and insomnia, with duration of use typically recommended to not exceed 4 weeks.^{32,33} This guidance reflects the general lack of evidence for the long-term clinical benefit of BZDs, as well as research demonstrating that the clinical benefits may decrease over time while the risks persist.³²⁻³⁴ Meta-analyses of patients taking BZDs for insomnia demonstrated minor improvements in sleep onset, increased sleep duration, and decreased nighttime awakenings.^{35,36} However, therapeutic effects diminished within days to weeks due to changes in BZD receptor density and/or affinity resulting from chronic use, while risks remain present. A meta-analysis of randomized controlled trials (RCTs) comparing BZDs to placebo for insomnia in adults over age 60 showed a 3.8-fold increase in daytime sedation, a 4.8-fold increase in cognitive impairment, and a 2.6 fold increase in incidence of psychomotor effects (eg, falls, motor vehicle accidents).³⁵ Another meta-analysis showed increased risk for hip fractures (RR 1.34) associated with current and recent BZD use in older adults.³⁷ In addition to its psychomotor effects, BZDs may increase the risk of orthostatic hypotension in older adults, which also contributes to fall risks.³⁸

Although long-term BZD use should generally be avoided, exceptions do exist. For example, long-term BZD use may be indicated in patients with severe treatment-resistant generalized anxiety disorder (GAD) or bipolar spectrum disorders.³⁹⁻⁴¹ Long-term BZD use may also be appropriate for medical conditions such as complex seizure disorders,⁴² spasticity,^{43,44} sleep disorders involving abnormal movements (eg, rapid eye movement [REM] sleep behavior

disorder, restless leg syndrome),⁴⁵ and catatonia.^{46,47} Finally, BZDs have a role in palliative and end-of-life care.⁴⁸ In any of these patient populations, clinicians should consider consulting with an appropriate specialist to determine whether BZD tapering is indicated and manage the process when it is.

Risk and Benefit Considerations

Many factors are relevant when determining whether it is in a given patient’s best interest to taper or discontinue BZDs (see [Table 2](#)). Clinicians should first consider the risks and benefits of continued BZD use. If the risks outweigh the benefits, clinicians should then consider the potential risks associated with tapering. Risks and benefits exist along a continuum. There is no precise formula for determining whether the risks outweigh the benefits for a given patient at a given time. Clinicians use their judgment—in consultation with the patient, their care partners, and other members of the treatment team—when considering which course of action is in a patient’s best interest. This decision may be more challenging when the risks and benefits are closely balanced; in these cases, clinicians should consider whether continuing or tapering the BZD is likely to positively impact what matters most to patients.⁴⁹ When determining the balance of risks and benefits, clinicians should consider the following:

- How significant are the potential benefits?
 - Could alternative interventions achieve similar benefits?
- How significant are the potential risks?
 - How imminent are the risks?
 - How effectively can the risks be managed?

Table 2. Potential Benefits and Risks of Continued BZD Use and BZD Tapering*

Potential Benefits	Potential Risks	
BZD Use	BZD Use	BZD Taper
<ul style="list-style-type: none"> • Effectiveness in managing a patient’s mental and physical health condition(s) • Related functional improvements 	<ul style="list-style-type: none"> • Oversedation, including consideration of use with other sedating medications, alcohol, or other drugs • Falls and related injuries 	<ul style="list-style-type: none"> • Withdrawal symptoms, including severe or complicated withdrawal (eg, seizures, delirium) • Recurrence of the condition for which BZD were prescribed • Impacts on co-occurring mental and physical health conditions

<ul style="list-style-type: none"> • Quality of life improvements [†] 	<ul style="list-style-type: none"> • Memory and cognitive impacts • Motor vehicle accidents • Medical safety concerns (eg, medication interactions) • Impacts on co-occurring mental and physical health conditions • Disrupted sleep patterns • Impacts on work and family responsibilities • Diversion • Substance use disorder • Overdose • Fetal harm • Suicidality 	<ul style="list-style-type: none"> • Protracted withdrawal • Return to illicit BZD use • Transition to illicit BZD use[‡]
---	--	---

[ALT TEXT] A list of some of the potential benefits and risks to BZD use and tapering when considering whether to taper the medication.

* Clinicians should consider the likelihood of each benefit and risk for the individual patient. The narrative notes risk/hazard ratios available in the published literature.

† Including compassionate use for end of life or palliative care.

‡ Including risks associated with counterfeit BZDs from the illicit drug market, such as contamination with HPSOs (eg, fentanyl) and novel synthetic substances.

Risks associated with BZD use evolve dynamically with age and in response to changes in a patient’s health and lifestyle. Age-related changes in pharmacokinetics and pharmacodynamics are well-known and can increase the risk of adverse effects from BZDs.⁵⁰ In addition, changes in patients’ use of nicotine/tobacco products can influence metabolism of BZDs.⁵¹ Further, new health conditions and the medications used to treat them can also influence patients’ risks.

Risk–benefit assessments should include regular screening for signs of BZD misuse and use disorder. Validated screening tools for substance use and prescription drug misuse can be found in [Appendix G](#). Clinicians should consider how a patient’s substance use impacts their risks related to the prescribed BZD medication. If patients exhibit signs of potential BZD misuse, such as frequently requesting early refills, increased dosage, or number of pills, clinicians should assess the possibility of BZD misuse, related risks, and if tapering is indicated. Drug testing may

help inform this assessment and can help differentiate between medication misuse and diversion (see [Drug Testing](#)). Patients who are misusing medications should be assessed or referred for further assessment and treatment for potential BZD use disorder.

Medication Review

Given that polypharmacy is common among patients who take prescribed BZDs, clinicians should conduct a thorough medication review as part of regular risk–benefit assessments as well as prior to beginning a taper.¹⁹ PDMPs can help detect multiple BZD prescriptions, concurrent prescriptions of other controlled substances with CNS depressant effects, and other issues related to polypharmacy. Although mandates regarding PDMP use vary widely across states, the CGC noted that prescribing clinicians should review the relevant PDMP as part of the risk–benefit assessment at the time of each new BZD prescription and renewal. In addition, most electronic health record (EHR) systems have access to external prescribing databases that include noncontrolled medications prescribed to patients that may interact with BZDs.

BZD medication interactions include additive sedation with sedating medications (eg, antihistamines, antipsychotics, opioids, gabapentinoids) and pharmacokinetic interactions with cytochrome P450 (CYP) enzymes (see [Appendix F](#)). Combined use of BZDs and opioids increases the risk of adverse events, including fatal and nonfatal overdose, due to the CNS depression caused by both medication classes (see [Patients Co-prescribed Benzodiazepines and Opioids](#) for further discussion).^{7,23,52} Excessive sedation has been observed when BZDs have been used with CYP3A4 inhibitors, such as antibiotics like clarithromycin and erythromycin.⁵³ Additionally, clinicians should explore patients’ use of nonprescribed opioids and sedatives, as well as their consumption of alcohol (a CNS depressant) and grapefruit juice^e (a strong CYP3A4 inhibitor).⁵³

^e BZD pharmacokinetics can be altered with consumption of as little as 8 oz of grapefruit juice or half a grapefruit per day.

Patient Engagement

BZD prescription renewals represent opportunities for clinicians to proactively review the risks and benefits of BZD use with patients and educate them on the importance of limiting the duration of BZD use. Many patients and clinicians are unaware the clinical benefits of BZDs can decrease within a few weeks, while risks continue (eg, falls) or increase (eg, physical dependence).

Because of the risks associated with regular BZD use, the CGC recommends that clinicians assess the risks and benefits of continued BZD prescribing with each new prescription and prescription renewal. Virtual or telephonic follow-up visits can be leveraged for this purpose. Clinicians should conduct risk–benefit assessments for patients with newly initiated BZD prescriptions within one month of writing the script or sooner, given how quickly BZD dependence can develop.⁴ Clinicians should discuss any adverse effects of BZD use (including those discussed in [Table 2](#)) and elicit patients’ perceptions on the risks and benefits of ongoing use. Going forward, clinicians should reassess the risks and benefits of continued BZD every three months, at minimum. Clinicians should be mindful of the many types of bias that may exist when making decisions regarding initiating a taper (see [Health Disparities](#)).⁵⁴

Consideration of Risks Associated with Tapering

Even when the risk–benefit assessment favors BZD tapering, discontinuation of the medication may present risks.⁵⁵ A recent retrospective cohort study of a US commercial healthcare claims database (n = 353,576 patients) by Maust et al (2023) indicated that the mortality risk among patients who discontinued BZD use over a 6-month period was 1.6 times higher compared to patients who continued use.⁵⁵ However, the analysis could not examine the reason for discontinuation and did not account for the rate of tapering or discontinuation, factors that will be important to consider to fully interpret the finding of increased mortality risk.⁵⁵ The association identified in the study between discontinuation of BZD and mortality may be related to the underlying reason for BZD discontinuation such as declining health (eg, liver or kidney dysfunction), falls, or cognitive decline—rather than having been caused by the discontinuation. In contrast, an RCT by Tannenbaum et al (2014) evaluating a patient educational intervention for

BZD tapering did not observe any major adverse events in 303 patients,⁵⁶ while an RCT by Vicens et al (2014) only reported one adverse event among 359 patients after initiating a primary care-based intervention for BZD tapering.⁵⁷

The CGC carefully considered the results of the Maust et al (2023) study on mortality risk and do not believe these findings should outweigh the extensive body of literature characterizing the risks associated with BZD use, especially since the reason for discontinuation and the speed of the taper were not considered in the analysis.⁵⁵ However, as discussed throughout this Guideline, **prescribing clinicians should carefully consider the risks and benefits of continued BZD use as well as the likely risks and benefits of tapering for a given patient and should not assume tapering is the right choice for all patients.** Some patients may have risks associated with discontinuing the BZD prescription (see Table 2) that clinicians should take into account based on an individual patient’s needs and circumstances. Tapering should be undertaken carefully, with close monitoring and adjustments based on a patient’s response. More research is needed to better understand the potential risks of BZD tapering and develop strategies to mitigate them.

Tapering Versus Discontinuation

If the clinician determines, in the context of the risk/benefit assessment and shared decision making, continuing the BZD prescription is no longer appropriate, they need to first determine if patients are likely to be physically dependent on the medication, and therefore at risk for withdrawal. The risk for severe withdrawal syndrome following regular use of therapeutic doses of BZD has been recognized since the 1960’s.⁵⁸ Factors including use of shorter acting BZD, higher dose, and longer duration of treatment contribute to a higher likelihood of physical dependence and risk for severe withdrawal.⁵⁹

If patients are at risk for withdrawal, the medication should be tapered rather than abruptly discontinued. While limited evidence was found comparing tapering strategies, the systematic review identified two RCTs with 70 participants that compared a BZD taper to abrupt cessation.^{60,61} Both RCTs had an unclear risk of bias. Although labeled “gradual” the taper duration was only 7-8 days. There was no difference in the rate of complete BZD discontinuation, return to BZD use after a period of discontinuation, delirium, or study

completion between groups. However, patients in the tapering group reported significantly less severe BZD withdrawal and insomnia symptoms after 4 days, and up to 4 weeks, compared to patients who abruptly stopped their BZD use. In discussing these studies, the CGC agreed that benefits of tapering are likely to outweigh the risks of abrupt discontinuation, especially when using more gradual tapering strategies. See Appendix E, Table 1 for the full Evidence to Decision Table comprising these studies.

Although many patients who have been taking BZDs for a short period of time (eg, less than a month) are able to discontinue the medication without a taper, some will experience significant withdrawal symptoms. Similarly, some patients who have been taking BZDs at a low dose for an intermediate amount of time (eg, 6 weeks) may not be physically dependent. Defining strict thresholds for the risk of physical dependence and withdrawal is difficult because many factors beyond the dose and duration of BZD use impact risk, including age, co-occurring physical and mental health conditions, the pharmacological properties of the given BZD, other medication and substance use, and prior history of withdrawal, among others.

[Table 3](#) summarizes the risk of withdrawal by dose, duration, and frequency of BZD use. While no direct evidence was found for predicting risk of withdrawal, the CGC agreed that these factors were most salient in the determination. Clinicians should consider this information in the context of each patient’s presentation when determining if patients are likely to be physically dependent and tapering is indicated. It should be noted that alprazolam—which is unique in having a very short half-life, rapid onset of action, and no active metabolites—tends to be associated with a more rapid onset of physical dependence.⁶² Therefore, a taper may be appropriate for patients taking this medication daily, even for a short duration (eg, 2-4 weeks).

Table 3. Risk for Clinically Significant BZD Withdrawal*

Duration of BZD Use	Frequency of BZD Use	Total Daily BZD Dose	Risk for Clinically Significant Withdrawal[†]
Any	≤3 days per week	Any	Rare
<1 month	≥4 days per week	Any	Lower risk, but possible
1–3 months	≥4 days per week	Low [‡]	Lower risk, but possible
1–3 months	≥4 days per week	Moderate [§] to high ^{**}	Yes, with greater risk with increasing dose and duration

≥3 months	≥4 days per week	Any	Yes, with greater risk with increasing dose and duration
-----------	------------------	-----	--

[ALT TEXT] This table summarizes estimates of risk for experiencing clinically significant withdrawal depending on the dose, duration, and frequency of BZD use.

* This table is based on clinical consensus of the CGC. It is intended to provide general guidance and should *not* replace clinical judgment.

† Many factors influence the risk of physical dependence and BZD withdrawal syndrome, including but not limited to age, co-occurring physical and mental health conditions, other substance use, and prior history of withdrawal.

** Half-lives are unknown for some novel synthetic benzodiazepines available in the illicit market.

‡ A low daily dose is estimated as 10 mg diazepam equivalents or less (eg, ≤0.5mg clonazepam, ≤2 mg lorazepam, ≤1 mg alprazolam). See [Appendix H](#) for BZD dose equivalents.

§ A moderate daily dose is estimated as 10–15 mg diazepam equivalents (eg, 0.5–1.5 mg clonazepam, 2–3 mg lorazepam, 1–2 mg alprazolam). See [Appendix H](#) for BZD dose equivalents.

** A high daily dose is estimated as more than 15 mg diazepam equivalents (eg, >1.5 mg clonazepam, >3 mg lorazepam, >2 mg alprazolam). See [Appendix H](#) for BZD dose equivalents.

If physical dependence is difficult to determine, clinicians should elicit information from patients regarding any concerns about discontinuation or preferences for tapering. Clinicians should gather information about each patient’s likelihood for physical dependence and risk for withdrawal, including asking if they have experienced withdrawal symptoms following missed doses in the past. Clinicians should also ask patients about any past experiences with withdrawal symptoms associated with tapering or discontinuing BZDs, especially adverse events such as seizures. Determining use of alcohol is also important, particularly if patients engage in ongoing daily alcohol use or have experienced severe withdrawal from alcohol or other substances in the past; slower and/or alternate tapering strategies may be indicated in these situations. If SUD may be present, clinicians should consider consulting addiction specialists, when possible.

If physical dependence is unlikely and the decision is made to discontinue the BZD without a taper, clinicians should educate patients about potential withdrawal and/or rebound symptoms that may occur and encourage patients to report these symptoms. If patients report significant symptoms, clinicians can consider initiating a taper.

Partnering with Patients

Recommendation for Partnering with Patients

4. Clinicians should develop the BZD tapering strategy in coordination with patients and their care partners in a shared decision-making process, whenever possible (*Clinical Consensus*, Strong Recommendation).

Implementation Considerations

- Clinicians can consider utilizing educational resources when developing BZD tapering strategies with patients.
- Clinicians can consider utilizing a motivational interviewing (MI) framework, which is patient-centered and seeks to involve patients in resolving ambivalence to change.

Rationale

Evidence supports the importance of shared decision making across multiple clinical settings.^{63,64} One systematic review of 39 studies of shared decision making and patient outcomes demonstrated that patient-perceived shared decision making was associated with improved positive affective/cognitive outcomes such as understanding, satisfaction, and trust.⁶⁴ When BZD tapering is indicated, clinicians should initiate a conversation with patients with a goal of shared decision-making. Clinicians should invite patients to share their perceptions about the benefits and risks of continuing BZDs, as well as share their own with patients. Although some patients will be understandably reluctant to consider tapering a medication they have been taking for a long period of time and consider helpful, others may welcome the opportunity to minimize potential adverse effects and explore more optimal ways of managing their underlying conditions.^{65,66} [Appendix G](#) lists resources on the management of conditions for which BZDs are commonly prescribed, including insomnia, anxiety, seizure disorders, and chronic pain, among others.

Clinicians often do not discuss tapering with patients and continue renewing prescriptions because of concern for withdrawal, as well as patients' perception of benefits.⁶⁵ Clinicians may feel uncomfortable starting these conversations due to the perceived sensitivity and difficulty of the topic. However, many patients indicate they would be open to considering tapering chronic medications, including BZDs, if clinicians discussed it with them.^{66,67}

In addition to discussing the risks and benefits of BZD use, clinicians should acknowledge and discuss the risks and benefits associated with BZD tapering or discontinuation. Patients can experience life-threatening withdrawal symptoms with abrupt or rapid discontinuation of BZDs, and some patients experience significant symptoms even with gradual dose reduction.^{2,20,68} As such, it is important for clinicians to adopt a patient-centered approach when considering BZD tapering, acknowledging patient concerns and engaging in a shared decision-making process.^{33,69} Engaging patients in discussions about their BZD use serves two important purposes:

1. Clinicians are presented with opportunities to educate patients on the risks and benefits of BZD use, alternative pharmacological and nonpharmacological treatment options to manage the condition for which they are taking BZDs, and the tapering process. Discussions on tapering should prepare patients for what they can expect during the process, including potential withdrawal symptoms and how they will be managed.
2. Patients are presented with opportunities to help clinicians understand how their BZD use impacts them, as well as their treatment goals and preferences. This insight into each patient's experience with BZDs can help inform clinicians' education efforts for a given individual. These discussions can empower patients to be active participants in their health care by sharing valuable information to help their clinicians better tailor treatment plans, including BZD tapering strategies, to incorporate their unique needs, goals, and preferences.

Education is a vital component of conversations about tapering. Clinicians should inform patients on how the clinical benefits of BZDs can decrease over time while the risk of adverse effects increases (eg, physical dependence) or persists (eg, falls, motor vehicle accidents). Clinicians may stress the benefits patients can expect from reducing or discontinuing their BZD

medication, such as improved cognition and psychomotor functioning.⁷⁰ They should acknowledge the reality of physical dependence associated with BZD use, as well as potential withdrawal and/or rebound symptoms that may arise during tapering. **Clinicians should expect and inform patients that fully tapering off their BZD medication may take months to years,** particularly if patients have been on a high dose for an extended period of time.

Clinicians can utilize educational resources—such as those available from the Eliminating Medications through Patient OWnership of End Results (EMPOWER)—when developing tapering strategies with patients (see [Appendix G](#)).⁷¹ MI techniques may help build patient buy-in and formulate a joint tapering strategy. Patients should be reassured that they will be supported throughout the tapering process. These conversations should be conducted in a patient’s preferred language and at a level commensurate with their medical literacy.

The concept of shared decision-making is built on engaging patients as active participants in their treatment rather than as passive recipients.⁷² It also highlights the value of each patient’s own experiences, thereby promoting their autonomy and empowering them to improve their health.⁷²

Level of Care Considerations

Recommendation for Level of Care Considerations

5. Although BZD tapering can typically be managed in outpatient settings, clinicians should consider inpatient care for BZD tapering when:
 - a. Patient presentation indicates an imminent risk for significant harm related to continued use of the BZD medication (eg, medication interaction, overdose, accidents, falls, suicidality or other self-harm) that is unlikely to be rapidly mitigated by the initial dose reduction of the BZD taper (*Clinical Consensus*, Strong Recommendation)
 - b. Patient symptoms and/or co-occurring physical or mental health conditions are anticipated to complicate BZD tapering in a way that cannot be safely managed in an outpatient setting (*Clinical Consensus*, Strong Recommendation)

- c. The patient is experiencing or imminently anticipated to experience severe or complicated BZD withdrawal (*Clinical Consensus*, Strong Recommendation)

Implementation Considerations

- Clinicians should use the risk–benefit assessment to inform decisions regarding level of care.
- Most patients who have developed physical dependence to BZDs can complete tapering in outpatient settings. Clinicians should consider inpatient tapering when imminent risks to patient safety cannot be mitigated rapidly with outpatient treatment.
- Clinicians should consider prior history of severe or complicated BZD or alcohol withdrawal when determining patients’ current withdrawal risk.
- If the clinician cannot obtain authorization for inpatient care, they should consider whether attempting an outpatient taper or continuing the medication poses a greater risk.

Rationale

BZD tapering can typically be accomplished in outpatient settings. Although no direct evidence was found regarding level of care decisions for BZD tapering, the CGC agreed that most patients can undergo tapering in outpatient settings. In our systematic review, 42 of the 57 studies included were conducted in outpatient settings. This section of the Guideline details situations where additional support may be required to accomplish BZD tapering. The level of care options for many patients may be limited to outpatient or inpatient settings or, in rare instances, skilled nursing facilities.

Patients with suspected or confirmed SUD or other psychiatric disorders may require additional support, especially if they have had previous unsuccessful attempts to taper from BZDs. These patients may be eligible for a broader range of services, including intensive outpatient treatment, partial hospitalization programs, and residential care within the specialty addiction and mental health treatment systems. Specific considerations for these patients are discussed in [*Patients with*](#)

[*Benzodiazepine and Other Substance Use Disorders*](#) and [*Patients with Co-occurring Psychiatric Disorders*](#).

Clinicians should consider inpatient settings if patient presentation indicates immediate risk of serious harm related to continued BZD use. For example, patients who have experienced recent falls, motor vehicle accidents, or overdose related to BZD use or are exhibiting acute suicidality or self-harm behaviors are potential candidates for inpatient management and stabilization if a significant risk for serious harm is unlikely to be mitigated rapidly by the initial dose reduction of the BZD taper or other interventions that can be provided in outpatient settings.

Clinicians should consider inpatient care for patients who have significant and unstable co-occurring physical or mental health conditions (eg, under-controlled or uncontrolled seizure disorder) that cannot be managed safely in outpatient settings. Additionally, inpatient care is generally indicated if patients are experiencing or anticipated to experience severe or complicated withdrawal. Although withdrawal risk is difficult to predict, a history of complicated withdrawal involving seizure or delirium is a significant predictor of future complications and should be considered when assessing current risk. Patients who have a history of moderate to severe alcohol withdrawal may be more likely to experience more severe BZD withdrawal symptoms due to the cross-tolerance of alcohol and BZDs (see [*Assessing the Potential for Physical Dependence and Withdrawal*](#)).

In certain situations, patients may desire a more rapid taper. The CGC noted that individual circumstances (eg, work requirements, child custody issues) may motivate patients to discontinue BZD use relatively rapidly. Assuming medical necessity can be established, these patients may be candidates for inpatient tapering.

It is important to note that the tapering process may take place in more than one setting. For example, patients who have significant risk factors may begin BZD tapering in inpatient settings and transition to outpatient settings for continued management once they are stable and able to tolerate the ongoing tapering process. (see [*Management of Severe or Complicated Withdrawal Symptoms*](#))

Considerations related to the potential impact of treatment in inpatient settings for a given patient are also important. For example, hospital admission can trigger distress, confusion, and delirium and lead to worse outcomes in patients with dementia or other neurological issues.^{73,74} These risks should be considered when determining the most appropriate treatment setting.

Benzodiazepine Tapering Strategies

The Tapering Process

Recommendations for the Tapering Process

6. Clinicians should generally consider dose reductions of 5% to 10% when determining the initial pace of the BZD taper. The pace of the taper should typically not exceed 25% every 2 weeks (*Clinical Consensus*, Strong Recommendation).
7. Clinicians can consider transitioning patients without contraindications to a comparable dose of a longer-acting BZD medication for the taper (*Clinical Consensus*, Conditional Recommendation).
8. Clinicians should tailor tapering strategies to each individual patient and adjust the taper based on a patient's response (*Clinical Consensus*, Strong Recommendation).
9. Clinicians should evaluate patients undergoing tapering for signs and symptoms related to the BZD taper with each dose reduction (*Clinical Consensus*, Strong Recommendation).

Implementation Considerations

- Prior to beginning a taper, clinicians should conduct a thorough medication and health review, with particular attention to other psychoactive medications and conditions that may be impacted during the taper.
- Clinicians should design the overall tapering strategy to minimize harms, considering the risk of harm related to continued BZD use and the risk of harms related to tapering the

BZD (eg, withdrawal symptoms, recurrence of symptoms for which the BZD was originally prescribed).

- Clinicians should consider the lower end of the dose reduction range (ie, 5%) for the first reduction to assess a patient's initial response, unless there are imminent safety concerns.
- For patients who are likely to have strong physical dependence (eg, those who have been taking a high dose for more than a year), clinicians should consider a slower taper.
 - For the first reduction, consider the lower end of the dose reduction range (eg, 5%).
 - For further reductions, clinicians should adjust based on patients' initial response, considering reduction of 5% to 10% every 6–8 weeks, or slower as appropriate.
- Clinicians can consider the higher end of the dose reduction range (ie, 10-25%) for patients who are unlikely to have significant physical dependence (ie, patients who have been taking a lower dose of BZD for a shorter period of time [eg, less than 3 months]) but for whom tapering is indicated.
- When developing tapering strategies, clinicians should consider patients' current BZD dose and half-life, frequency and duration of BZD use, co-occurring physical and mental health conditions, and responses to previous missed doses and any prior BZD tapering attempts. Clinicians should also consider patient concerns and anxiety around tapering.
- When patients are taking multiple doses of BZDs each day, clinicians should carefully consider which dose to reduce first. For example, first reducing earlier doses may be appropriate if insomnia is a greater concern, whereas first reducing later doses may be more appropriate if daytime anxiety is a greater concern.
- Tapering strategies, including dosing frequency, should account for the pharmacokinetic properties of the BZD to avoid sharp declines in BZD receptor occupancy.

- Clinicians should monitor patients for symptoms of withdrawal and recurrence with each dose reduction. Virtual or telephonic check-ins can be leveraged for this purpose.
- Clinicians should monitor patients for post-acute signs and symptoms of withdrawal for 2–4 weeks after full discontinuation of the BZD. Clinicians should manage any ongoing symptoms, as appropriate (see [Management of Protracted Withdrawal](#)), and regularly monitor patients until symptoms are resolved. Telehealth, including audio only check-ins, may help facilitate monitoring.
- Clinicians should consider pausing or slowing the pace of the taper and/or making smaller dose reductions for patients experiencing significant symptoms related to the BZD taper.
- The BZD tapering process can be more difficult for patients as they approach the point of discontinuation. Clinicians should proactively consider smaller dose reductions and/or slowing the pace of dose reductions as the taper progresses.
- If patients are unable to tolerate further BZD dose reductions, clinicians can consider—in partnership with patients, their care partners, and other members of the care team—maintaining patients on the lower BZD dose with regular risk–benefit assessments consistent with [Recommendation #1](#).
- In some limited instances when patients are experiencing intolerable symptoms, returning to the prior BZD dose and pausing the taper until symptoms stabilize may be appropriate.
- In limited instances when necessary for patient safety, inpatient and medically managed residential settings may use more rapid tapering strategies (see [Tapering with Very Long-Acting Agents](#)).

Rationale

There is significant heterogeneity in patient response to BZD tapering. In the CGC’s experience, some patients who have been taking moderate BZD doses for months experience minimal

challenges when tapering at a rate of 10% to 25% every 4 weeks. Other patients—even some who have been taking low BZD doses for a relatively short time (eg, weeks)—may experience significant withdrawal symptoms, even when tapering at a slower rate. Clinical trials evaluating BZD tapering strategies, which typically have relatively fast (eg, 25% every 1–2 weeks) and inflexible dose reduction schedules, often have high patient dropout.⁷⁵⁻⁷⁷ While no direct evidence was found comparing various tapering strategies, the CGC considered results of these studies, existing guidance, and their own experience in recommending these tapering strategies.

Recommended BZD dose reductions can be achieved in many ways. For example, a goal of reducing the BZD by 20% over 4 weeks could be achieved by any of the following or a combination of the following strategies:

- Reducing the BZD dose by 5% per week
- Reducing the BZD dose by 10% every other week
- Reducing the BZD dose by 20% and maintaining at that lower dose for 4 weeks
- Reducing the number of pills consumed—as an example, clinicians could reduce the number of pills for a 5 mg diazepam twice daily prescription from 60 to 48 for 4 weeks, and patients can decide which pills to skip and when

Smaller, consistent dose reductions may be best for patients who are experiencing significant withdrawal symptoms. However, providing patients with options can help increase patient buy-in and agency in the tapering process.

Although factors that increase the risk for withdrawal are known, no established way to accurately predict which patients may have more difficulty with the taper currently exists. Many patients who have been taking BZDs for less than a month, particularly at low doses, are unlikely to be physically dependent and typically able to discontinue the medication without a taper. However, physical dependence can develop within weeks and is heterogeneous across patients.⁴ As a result, determining whether a patient is at risk for withdrawal is not always clear (see [Table 3](#)).⁷⁸ Depending on the specific BZD medication and patient characteristics, some patients who have been taking prescribed BZDs daily or near daily for less than a month may benefit from tapering. One of the most significant challenges the CGC faced in writing this Guideline was

developing tapering recommendations that apply broadly in the context of this patient heterogeneity. The recommendations in this Guideline provide flexibility and encourage close patient monitoring to account for the heterogeneity of patient responses.

The CGC noted that patient support is a key factor in the success of a taper, particularly given the heterogeneity in responses to BZD tapering. It is important to educate patients on what to do if they experience concerning symptoms and how to contact their clinicians, if necessary, before the next scheduled visit. This can help patients feel more confident and in control of a process that is often associated with some level of apprehension.

Prior to initiating a BZD taper, clinicians should attempt to coordinate care with a patient's other BZD prescribers, if applicable, and clinicians managing co-occurring conditions that may be impacted by the taper. In addition, clinicians managing the taper should ideally assume management of all of a patient's BZD prescriptions. If patients have been taking different BZDs, clinicians should convert and consolidate the medications to an equivalent dose of a single BZD prior to beginning the taper (see [Appendix H](#) for BZD dose equivalents). A mutually agreed upon tapering rate between patients and clinicians that avoids a very prolonged taper duration can be an effective strategy for BZD discontinuation.⁷⁹

Assessing the Potential for Physical Dependence and Withdrawal

Clinicians should consider the likelihood of a given patient developing withdrawal symptoms during the taper and the anticipated severity of those symptoms (see [Table 3](#)). BZD withdrawal symptoms can range from anxiety and sleep problems to seizures and delirium.^{2,79-81} [Table 4](#) provides an overview of common BZD withdrawal signs and symptoms but does not represent an exhaustive list. Distinguishing between withdrawal symptoms and recurrence or rebound of symptoms for which the BZD had been prescribed is often difficult. The most commonly experienced symptoms of withdrawal—such as anxiety, insomnia, and irritability—are often indistinguishable from previously experienced symptoms associated with underlying conditions.⁸² As discussed previously, the pace of the BZD taper should seek to minimize withdrawal symptoms when possible, and clinicians should treat underlying conditions with evidence-based non-BZD therapies.

Table 4. Common Benzodiazepine Withdrawal Signs and Symptoms*

General	Affective	Cardiovascular	Gastrointestinal
<ul style="list-style-type: none"> • Elevated blood pressure • Headaches • Sweating, night sweats 	<ul style="list-style-type: none"> • Anxiety, panic attacks • Depression, dysphoria • Irritability, agitation, aggression 	<ul style="list-style-type: none"> • Chest pain • Palpitations • Tachycardia 	<ul style="list-style-type: none"> • Abdominal cramps • Diarrhea • Nausea and vomiting
Neurological	Neuromuscular	Neuropsychiatric	Sleep
<ul style="list-style-type: none"> • Cognitive impairment (eg, poor memory, reduced concentration) • Confusion, delirium[†] • Perceptual disturbance • Seizures[†] • Sensory hypersensitivity (ie, to light, sound, taste, and smell) • Tingling, numbness, altered sensation • Tinnitus 	<ul style="list-style-type: none"> • Coordination, balance problems • Dysesthesia, kinetic disorders • Muscle pain (eg, tension, weakness, spasms) • Muscle twitches, jerks, and fasciculations • Tremors 	<ul style="list-style-type: none"> • Akathisia, restlessness • Depersonalization, derealization • Psychosis (eg, paranoia)[†] • Suicidality and self-harm 	<ul style="list-style-type: none"> • Hypersomnia • Insomnia • Nightmares

[ALT TEXT] Examples of common BZD withdrawal signs and symptoms grouped by body system.

* Adapted from Soyka (2017),² Baldwin (2022),⁷⁹ Gold & Ward (2022),⁸³ and *The Maudsley Deprescribing Guidelines*.⁸¹ This table does not represent a comprehensive list of withdrawal symptoms. See *The Maudsley Deprescribing Guidelines*⁸¹ and *The Ashton Manual*⁸⁰ for a more comprehensive list.

[†] Typically associated with abrupt cessation of high doses of BZDs

The development of more severe BZD withdrawal symptoms is associated with use of BZDs with a shorter half-life and fewer active metabolites (eg, alprazolam), daily use, higher total daily dose, longer duration of use, and history of severe withdrawal.^{69,79,84} A slower initial pace of

BZD tapering is likely to be safer and more effective for patients who have a high likelihood of physical dependence and significant risk for withdrawal. As discussed previously, patients should be involved in determining the initial and ongoing tapering pace with clinicians, with the pace ideally agreed upon in a shared decision-making process.

The presence of certain psychiatric symptoms has been associated with an increased likelihood of experiencing more severe withdrawal symptoms, which can present challenges to successful completion of BZD tapering.^{59,84} For example, patients with higher levels of anxiety may have more difficulty with tapering, and patients who exhibit traits associated with borderline, histrionic, or narcissistic personality disorder often experience considerable difficulty discontinuing BZDs (see [Patients with Co-occurring Psychiatric Disorders](#)).⁸⁴

Managing Mild to Moderate Withdrawal Symptoms

Many patients will experience mild to moderate withdrawal symptoms during the BZD taper. If patients experience challenging symptoms, the CGC recommends first pausing or slowing the tapering schedule per [Recommendation #11](#) and incorporating adjunctive psychosocial interventions per [Recommendation #10](#). If pausing or slowing the taper has not been successful, clinicians and patients may decide through a shared decision-making approach to explore adjunctive pharmacological interventions (see [Adjunctive Interventions During the Tapering Process](#)).

Assessing and Managing Seizure Risk

Clinicians should pay particular attention to ascertaining if patients have experienced seizures in the past, as such a history can increase the risk of BZD withdrawal seizures.⁸⁵ Clinicians should also conduct a thorough medication review, as medications that lower the seizure threshold can increase the risk of BZD withdrawal seizures. PDMPs can help detect multiple BZD prescriptions and concurrent prescriptions of controlled medications that lower the seizure threshold. If seizure risk is identified, clinicians can consider a slower taper rate and should have a clear plan for how to address a seizure if it does occur, including the immediate response with appropriate medication.

The CGC noted that clinicians from various medical subspecialties differ in their management of seizure risk. Addiction medicine specialists commonly use adjunctive pharmacotherapies (eg, levetiracetam, carbamazepine) to prevent seizures in patients experiencing BZD withdrawal who have a history of withdrawal-related seizures. In these instances, addiction medicine clinicians are particularly concerned about the phenomenon of increasing seizure severity with repeated episodes of withdrawal (ie, kindling). However, neurologists generally do not treat seizure risk prophylactically. As such, the CGC did not come to consensus on management of seizure risk in patients experiencing BZD withdrawal. The CGC recommends that clinicians manage seizures and seizure risk according to current standards of care, which may differ across disciplines.

Transitioning to a Longer-Acting Benzodiazepine

Existing CPGs disagree on whether patients who are currently taking a short-acting BZD (eg, alprazolam) should be transitioned to a longer-acting BZD (eg, clonazepam, diazepam) for the taper.⁸⁶ Some existing guidance suggests that switching to a longer-acting BZD allows the body “to adjust slowly to a decreasing concentration of the BZD” and, therefore, reduces withdrawal symptoms.^{69,80} Conversely, switching to a longer-acting BZD may not be appropriate for patients who have contraindications (eg, significant liver dysfunction) and/or are taking multiple medications due to risk of pharmacodynamic and pharmacokinetic interactions. The CGC suggested that the decision to switch to a longer-acting BZD should be patient-specific, and that clinicians should consider patients’ liver function and concurrent medication use before making a recommendation to switch to a longer-acting formulation (see [Box 5](#)).

Box 6. Note of Caution: Sedative–Hypnotic Medications

In general, clinicians should avoid transitioning patients from BZDs to other sedative–hypnotic medications (eg, barbiturates, Z-drugs) with similar risk profiles. Evidence suggests that Z-drugs are associated with a similar increase in risk for adverse events, including mortality, as BZDs.⁸⁷⁻

91

Alprazolam tends to be difficult to taper given that it is short-acting and has no active metabolites.⁶² As such, clinicians may consider transitioning patients currently taking alprazolam

to a longer-acting BZD for the taper. However, alprazolam may exhibit higher cross-tolerance with other BZDs, and some patients may have challenges with this transition.⁶² When patients have significant withdrawal symptoms in response to the transition to an alternative BZD, clinicians should typically transition patients back to their original BZD medication.

[Appendix H](#) compiles dose equivalents in the existing literature. It is important to emphasize that determining the equivalent dose of an alternative BZD is inexact and can vary across patients. Many conversion tools exist (eg, online, mobile apps, in EHRs); however, unlike with opioid medications, no precise strategies for conversion exist. The widely available equivalent doses were established based on the average doses of diazepam that patients have reported provide similar symptom management as the previously used BZD. As these equivalent doses were initially based on patient perception, patient experience should be considered when converting between agents. Some patients may require higher doses than the reported equivalent, while others may require lower doses. Transition to an alternative BZD may be more successful if the doses are slowly transitioned over 1–2 weeks rather than 1–2 days.

Issues related to switching to a longer-acting BZD are of particular concern in older adults, who may be at greater risk of medication-related harm because of age-related changes in pharmacokinetics and pharmacodynamics, such as reduced clearance of certain sedative–hypnotic medications and increased sensitivity to CNS effects.^{92,93} Older adults’ decreased hepatic metabolism changes how the body processes and responds to medications, causing them to stay in the body longer and increasing the risk of adverse effects.^{92,93} Chronic BZD use is also a concern for older adults as they are likely to be prescribed multiple medications, increasing their risk of morbidity and mortality from polypharmacy.^{94,95} In a recent scoping review of several international CPGs for BZD tapering,⁸⁶ the two guidelines that did not recommend switching to a longer-acting BZD were focused on older adults.^{33,96} The CGC agreed that switching to a longer-acting BZD for tapering is less likely to be appropriate for older adults.

Some patients with SUD may report nonmedical use of prescribed BZDs or use of nonprescribed BZDs, which can make determining their daily BZD dose difficult. The CGC recommends that clinicians refer these patients for assessment of potential SUD. Unless contraindicated, these

patients should typically be transitioned to a long-acting agent due to the uncertainty regarding the strength of the BZDs they are taking.

Guidelines that recommend transitioning to a longer-acting BZD most commonly endorse switching to diazepam or clonazepam, though a few suggest chlordiazepoxide.^{86,97} However, all of these medications are metabolized in the liver and have active metabolites and, thus, should not be used in patients with significant hepatic impairment.⁸³ Instead, lorazepam—which is not impacted by hepatic function and does not have active metabolites—is a better agent to use in these patients.^{83,86} As discussed previously, conversion to diazepam equivalents is not straightforward and depends on patient factors such as age, metabolism, and other medications (see [Appendix H](#) for estimated BZD dose equivalents^f).

Tapering Strategies

BZDs should not be discontinued abruptly in patients who are likely to have developed physical dependence and are at risk for significant withdrawal symptoms (see [Table 3](#)).^{33,69,86} Most existing clinical guidance documents emphasize the importance of gradual dose reductions to discontinue BZD use in these patients.^{81,86} Clinicians can suggest a trial dose reduction for patients who are extremely reluctant or anxious about tapering rather than asking them to commit to a tapering plan. This approach may increase patients' motivation, self-efficacy, and willingness to continue with tapering.⁹⁸ However, clinicians should clearly communicate any concerns for patients' safety with ongoing BZD use.

Several BZD tapering strategies have been described in the literature.⁸⁶ Evaluated tapering schedules vary from a faster pace of reductions of 10% to 25% every 1–2 weeks to a slower pace of 5% to 10% every 2–4 weeks, with even more gradual reduction at lower doses when approaching discontinuation.⁸⁶ Clinical trials that reduced doses at a faster pace tended to have high patient dropout rates.^{75,76} Schweizer et al (1990) noted that 25% weekly dose reductions

^f The dose equivalents presented in Appendix H are approximate and should only be used as general guidance in determining the appropriate transition dose.

was too fast for about half of the participants.⁷⁵ Oude Voshaar et al (2003) evaluated the same pace and found that nearly a quarter of participants dropped out.⁷⁶ Guidelines that outline specific tapering protocols generally recommend limiting dose reductions to no more than 25% every 2 weeks.^{86,97} The CGC highlighted the importance of considering a patient's BZD dose, frequency, and duration of use when determining an approach to tapering.

Clinicians should take each patient's risk–benefit balance into account when developing tapering strategies. A more rapid taper may be indicated for patients who have significant imminent safety risks associated with continued BZD use that will not be mitigated sufficiently with smaller dose reductions. If risks are not imminent, clinicians should consider patient preferences more heavily when developing tapering strategies and seek to minimize risks associated with tapering, including withdrawal symptoms.

Feasibility issues may influence the tapering strategy. When patients are taking the lowest available dose for a given BZD, reducing the dose by 5% or 10% can be challenging. Although some tablets can be accurately cut in half or even quarters with a pill splitter, smaller dose reductions are more difficult to achieve. Clinicians can consider converting the prescription to lower strengths of the same medication as an initial step to facilitate the tapering process. The availability of a greater range of low-dose formulations for commonly prescribed BZDs would help facilitate BZD tapering.

Some available guidance points to the availability of liquid formulations for some BZD medications (eg, diazepam oral solution concentrate) and the use of compounding pharmacies for custom dosage tablets. However, these options come with a higher cost, and not all patients have access to them. In addition, measuring out liquid doses can be challenging for some patients. These strategies are discussed in detail in *The Maudsley Deprescribing Guidelines*. See [Appendix G](#) for resources on managing challenging dosage reductions with available formulations.

Patients who have been taking lower doses of BZDs for shorter periods of time may desire or be able to taper from the medication more quickly than recommended in this Guideline. Clinicians

can reasonably consider if a faster taper may be indicated or if a taper is necessary for patients whose presentation and history suggest a low risk for significant physical dependence and withdrawal.

Clinicians should also consider patients' underlying conditions or symptoms for which BZDs are being used to manage when developing tapering strategies. For example, if BZDs have been used to manage anxiety with insomnia, clinicians can recommend tapering the morning dose first. See [Appendix I](#) for case descriptions and associated sample tapering strategies.

The CGC emphasized that clinicians should engage patients as active partners in a shared decision-making approach to develop and dynamically adjust individualized tapering strategies that reflect a given patient's goals, needs, and preferences. The FDA also underscored the importance of developing individualized tapering strategies in a 2020 Drug Safety Communication⁴⁽²⁾:

To reduce the risk of acute withdrawal reactions, use a gradual taper to reduce the dosage or to discontinue benzodiazepines. No standard benzodiazepine tapering schedule is suitable for all patients; therefore, create a patient-specific plan to gradually reduce the dosage, and ensure ongoing monitoring and support as needed to avoid serious withdrawal symptoms or worsening the patient's medical condition.

Adjusting the Taper Strategy

Tapering often does not proceed at the same pace over the entire process; rather, pacing should be flexibly adjusted based on patient response. Although clinicians and patients can prepare for the BZD tapering process by setting realistic expectations around the potential withdrawal and/or rebound symptoms a given patient may be likely to experience, accurately predicting the extent and severity of symptoms that may manifest once tapering is underway is difficult. For this reason, clinicians should monitor patients for signs and symptoms of withdrawal with each dose reduction and counsel them to report any concerning symptoms. Clinicians should discuss this inherent uncertainty with patients so that, together, they can adjust planned tapering strategies as necessary.

Some patients may interpret the emergence of symptoms as evidence that BZD medication is necessary to manage their underlying condition. Clinicians should help patients understand that these symptoms commonly reflect physical dependence. Chronic BZD use leads to changes in BZD receptor expression and response. As the BZD dose is reduced, the BZD receptors slowly adjust. Symptoms should resolve as the receptors return to homeostasis. Clinicians should reassure patients that tapering strategies can be adjusted to address significant symptoms that may occur.

Symptoms can also reflect the reduction in BZD-induced sedation. For example, patients who are taking high doses of BZDs may have increased sleep duration above their age-appropriate sleep needs. As the BZD is tapered, they may return to age-appropriate sleep needs. Patients may be concerned that this reduced sleep indicates insomnia, but it may instead be evidence of previous oversedation with the BZD.

In general, tapering strategies should be adjusted when patients experience significant symptoms related to the taper. Adjustments could include slowing the pace of the taper, making smaller dose reductions, and/or pausing the taper. The CGC noted that clinicians should generally avoid going back up to a previous dose as this can undermine the goal of resetting BZD receptor levels in the brain. However, if patients are experiencing intolerable symptoms that are not addressed adequately by the above strategies, clinicians can consider resuming the previous dose until patients stabilize and are able to continue with the taper.

This Guideline uses two terms to describe an interruption to the planned taper: pausing and maintaining. When tapering is paused, the intent is for patients to remain at the current dose until their symptoms stabilize, and then continue with dose reductions. When patients are ready to resume tapering, clinicians may need to reassess the amount and pace of subsequent dose reductions more frequently. Maintaining refers to circumstances in which no current plan is in place to continue dose reductions; instead, patients are expected to continue taking BZDs at a lower dose (ie, a partial taper). This may occur when the risks of continuing the taper outweigh the benefits of achieving a lower BZD dose or the benefits of taking the BZD medication now outweigh the risks for a given patient. The dose should be maintained at the reduced level

achieved by the partial taper; dose increases should be avoided unless absolutely necessary, such as in response to severe withdrawal symptoms.⁶⁹ The harms of BZDs are dose-dependent.^{22,99} In some cases, maintaining patients at a lower BZD dose may be sufficient to reduce their current risk of harm such that risks no longer outweigh benefits.

Clinicians can use hyperbolic tapering for patients who experience withdrawal symptoms to reduce the likelihood of symptoms with each dose reduction. Hyperbolic tapering is a strategy of nonlinear sequential reduction of a substance, such that dose reductions are smaller and smaller over time.⁸¹ Each dose reduction is based on the previous dose, not on the dose at the start of the taper. For example, a patient who began a taper on 10 mg diazepam/day with plans for dose reductions of 10% would first reduce their dose to 9 mg/day, then to 8.1 mg/day, then to 7.2 mg/day, then to 6.5 mg/day, and so on. The theory behind hyperbolic tapering is to maintain a consistent impact of each dose reduction on receptor occupancy throughout the taper.⁸¹ As the hyperbolic taper progresses, clinicians can also slow the pace of the dose reductions to give the BZD receptors more time to adjust. Many patients may benefit from a slower taper as they approach the point of discontinuation. However, as discussed in [Tapering Strategies](#), limitations on available dosages may limit feasibility.

The Patient Panel noted that some patients may experience significant withdrawal symptoms even when tapering with 5% dose reductions and may benefit from microtapering. No research was identified that addresses this topic. However, existing guidance provides information on microtapering (see [Appendix G](#) for additional resources).⁸¹

Taper Duration

Most existing guidance recommend a flexible approach to tapering, reducing the dose at a rate dictated by each patient's ability to tolerate withdrawal symptoms and allowing the process to take as long as patients need.^{2,59,69,79,80,100-102} The CGC recognized that the tapering process may take a year or more for patients who have been taking BZDs for a long period of time (eg, years). This Guideline recommends engaging patients as partners; individualizing tapering strategies to each patient's unique goals, needs, and preferences; and modifying tapering strategies as needed based on a patient's response to the taper.

Follow-Up

A patient's adjustment to BZD discontinuation and need for clinician support may last well beyond the time it takes for the BZD to be eliminated from the body. Some patients may experience protracted withdrawal symptoms that can last for months or years after the BZD has been discontinued (see [Management of Protracted Withdrawal](#)).⁴ Although gradual dose reductions and slow tapers may help prevent protracted withdrawal, clinicians should follow up with patients after the BZD has been discontinued to monitor for these symptoms and manage them if they do arise. Other patients, particularly those who have been taking BZD for a long time, may be so accustomed to using BZDs to cope with stress and anxiety that they struggle to avoid returning to BZD use. As such, patients may benefit from ongoing monitoring after the tapering process.

Clinicians should educate patients experiencing protracted withdrawal symptoms on the cause of these symptoms and reassure them that symptoms are likely to resolve with time as their brains adjust to the lack of BZD, which may take months. Psychosocial support (eg, CBT, peer support) may be helpful for patients during this time. Clinicians should avoid reinstating the BZD but can consider prescribing non-BZD medications for symptom management when patients are unable to tolerate withdrawal symptoms as discussed in the following section.

Adjunctive Interventions During the Tapering Process

Recommendations for Adjunctive Interventions

10. Clinicians should offer patients undergoing BZD tapering behavioral interventions tailored to their underlying conditions (eg, CBT, CBT-I) or provide them with referrals to access these interventions (**Low Certainty**, Strong Recommendation).
11. Clinicians should first consider pausing or slowing the pace of the BZD taper when patients experience symptoms that significantly interfere with the taper (eg, sleep difficulty, anxiety), although clinicians can also consider use of adjunctive medications (*Clinical Consensus*, Conditional Recommendation).

Implementation Considerations

- Clinicians should educate patients on lifestyle factors that could support BZD tapering (eg, sleep hygiene, physical activity as appropriate to ability).
- Clinicians can consider other evidence-based approaches such as mindfulness-based interventions.¹⁰³
- Clinicians can consider referring patients to peer specialist services for support during the taper.

Rationale

Adjunctive Psychosocial Interventions

A systematic review found gradual tapering supported by adjunctive psychosocial interventions was more effective than gradual tapering alone.¹⁰⁴ Psychosocial interventions encompass evidence-based behavioral interventions (eg, CBT, CBT-I; see [Appendix J](#) for a summary of adjunctive psychosocial interventions). In addition, patients may find approaches tailored to withdrawal-related symptoms helpful (eg, sleep hygiene for withdrawal-related sleep difficulties, evidence-based mindfulness practices). Some patients may also benefit from peer specialist services when experiencing challenges with tapering. The CGC recommends that clinicians offer adjunctive psychosocial interventions to patients tapering BZDs, especially those whose daily functioning has been negatively impacted by withdrawal symptoms.

A Cochrane review by Darker et al (2015) found moderate quality evidence that patients were more likely to have successfully discontinued BZDs at 1- and 3-months post-treatment when they received CBT during the tapering process.¹⁰⁵ Although CBT has the most evidence, other behavioral interventions that have been studied include MI, direct-to-consumer educational interventions (eg, letters and booklets mailed to patients), relaxation therapy, and counseling via telemedicine.^{56,105} A recent meta-analysis by Lynch et al (2020) showed a significantly higher rate of BZD discontinuation at 6 and 12 months among patients who received a brief intervention delivered in primary care (eg, short consultation with prescribers, letters from prescribers

recommending discontinuation) compared to those receiving usual care, with risk ratios of 2.73 and 3.41, respectively, favoring the intervention.¹⁰⁶ See Appendix E, Table 2 for the full Evidence to Decision table on CBT.

Sleep hygiene interventions may also help support successful tapering. Sleep hygiene refers to the sleep environment and behaviors around sleep—such as adopting a nightly routine, following a sleep schedule, avoiding caffeine and alcohol near bedtime, and avoiding napping during the day—that are conducive to optimizing restorative sleep.^{107,108} Although sleep hygiene education is not a standalone treatment for primary insomnia, some evidence suggests it may help support the tapering process.¹⁰⁷ For example, incorporating sleep hygiene education and psychosocial support during BZD tapering has been shown to lead to short-term reductions in BZD use as well as long-term discontinuation in older adults.¹⁰⁷

Peer specialist services are another resource that can support patients during BZD tapering. Peer specialists are individuals who have relevant lived experience with BZD tapering, mental health conditions, and/or SUD and are trained to provide services that promote recovery, foster resilience, and build on patients’ strengths as they work through the BZD tapering process.¹⁰⁹ Peer specialist services can be delivered one-on-one or in group settings, as well as in-person or virtually.

The most important considerations when considering adjunctive psychosocial interventions during tapering are an individual patient’s treatment preferences, their response to the BZD tapering process, and their access to adjunctive services.

Adjunctive Pharmacological Interventions

Considerable disagreement exists in the literature on the utility of pharmacological interventions as an adjunct to BZD tapering. Existing clinical guidelines that endorse adjunctive medications do not offer clear guidance on implementation (eg, dosing, duration).⁸⁶ In a Cochrane review, Baandrup et al (2018) were unable to draw conclusions on the effectiveness and safety of various medications in facilitating BZD discontinuation because the quality of the evidence was low or very low and with high risk of bias.⁷⁷ The systematic literature review for this CPG review

yielded 28 RCTs on various adjunctive pharmacological interventions, including over-the-counter aids such as melatonin, to support BZD tapering (see Table in Appendix C. Methodology). The CGC considered the evidence for medications that are currently available in the U.S.

A few small studies have suggested the anticonvulsant carbamazepine might have limited effectiveness as an adjunct during the BZD tapering process to reduce anxiety and withdrawal symptoms.^{77,110-112} The CGC considered these findings, and agreed there is no robust evidence that carbamazepine facilitates discontinuation and, thus, it is not recommended as an adjunct medication for BZD withdrawal management.

Buspirone had the most evidence in the systematic literature review. A total of 6 studies compared buspirone to placebo to support the tapering process in adults.¹¹³⁻¹¹⁸ While the combined evidence suggested a slight benefit for buspirone on the outcome of BZD discontinuation, the CGC cited methodological issues that would limit applicability. For example, the CGC noted that many of the studies did not utilize a therapeutic dose of buspirone, and outcomes were inconsistently measured. They also discussed that the risk for drug-drug interactions should raise the threshold for recommending a medication with relatively low likelihood of benefit. The CGC agreed that although buspirone may be helpful in some patients, there was not adequate evidence to single it out as a recommended pharmacological intervention for BZD tapering, giving the impression that it is superior to other potentially useful agents.

After carefully considering existing evidence on various pharmacological interventions, the CGC agreed that no single medication had enough data to support recommending it. The CGC emphasized that the primary clinical strategy for supporting an effective taper is going slow and adjusting based on the patient's response. The recommendations seek to highlight the importance of first pausing or slowing the taper if a patient is experiencing taper related symptoms, minimizing polypharmacy where possible. If a slower taper does not control patient symptoms, medications may be indicated and those decisions should be made on a case by case basis.

The CGC noted that although gabapentin and pregabalin may be useful in certain circumstances, they have potential for misuse and should not be considered prior to other potential adjunctive medications.

The Patient Panel emphasized that some patients who are experiencing protracted withdrawal have trouble tolerating adjunctive psychoactive medication. In their collective experience, medications and supplements that act directly or indirectly on GABA receptors (eg, SSRIs, gabapentin, magnesium, etc.) can exacerbate and extend the duration of protracted withdrawal symptoms. They emphasized the importance of a slow taper and giving the brain time to recover.

Clinicians should first consider whether patients' symptoms are likely to be primarily attributable to BZD withdrawal or underlying conditions. The CGC noted that distinguishing BZD withdrawal symptoms from recurrence of symptoms related to underlying conditions can be difficult. Based on clinical experience, symptoms that change in parallel with BZD dosage changes and/or resolve rapidly after pausing the taper are more likely to be related to BZD withdrawal. However, if symptoms do not resolve after pausing the taper, it may be unclear whether the symptoms are related to protracted withdrawal (which can last for months or years), worsening or new physical or mental health conditions (eg, anxiety or sleep-related disorders), or a combination of withdrawal and underlying conditions. If the patient experiences physical or psychological symptoms that are distinct from symptoms of the underlying condition (eg, neurological or sensory symptoms), they may be related to protracted withdrawal.⁸¹ In these instances, more frequent monitoring may be warranted. Clinicians may also consult with specialists appropriate to patients' symptoms.

Although evidence for medications to treat BZD withdrawal symptoms is lacking, treating symptoms of underlying conditions can be effective (eg, SSRIs for GAD; see [Appendix G](#) for a list of CPGs on the management of conditions for which BZDs are commonly prescribed). Clinicians should attempt to optimize evidence-based treatment for any psychiatric disorder prior to or, if clinically indicated (eg, due to imminent risks related to continued BZD use), concurrent with the taper. Clinicians should attempt to minimize the risks of polypharmacy whenever possible when selecting adjunctive medications (see [Appendix K](#)).

Management of Severe or Complicated Withdrawal Symptoms

Recommendations for Management of Severe or Complicated Withdrawal Symptoms

12. Clinicians should manage patients experiencing severe or complicated withdrawal in inpatient or residential medically managed settings (eg, residential withdrawal management program) with:
 - a. Monitoring for signs and symptoms of BZD withdrawal, including regularly measuring vital signs and using structured assessment tools (*Clinical Consensus*, Strong Recommendation)
 - b. Assessments for seizure risk and managed as appropriate (*Clinical Consensus*, Strong Recommendation)

13. Tapering with very long-acting agents such as phenobarbital:
 - a. Can be considered for BZD withdrawal management in inpatient settings (**Low Certainty**, Strong Recommendation).
 - b. Should only be conducted by or in consultation with clinicians experienced in the use of these agents for the purpose of BZD withdrawal management (*Clinical Consensus*, Strong Recommendation).

14. Clinicians should avoid rapid BZD reversal agents such as flumazenil for the purpose of BZD tapering due to risks for refractory seizure, cardiac dysrhythmias, and other adverse effects (*Clinical Consensus*, Strong Recommendation).

15. Clinicians should avoid general anesthetics such as propofol or ketamine for the purpose of BZD tapering (*Clinical Consensus*, Conditional Recommendation).

Implementation Considerations

- Tapering initiated in an inpatient or residential medically managed level of care may be continued in a less intensive level of care once it is safe to do so.

- When tapering with very long-acting agents, discharge planning should include an outpatient follow-up appointment, ideally within 7 days.
 - Clinicians should assess patients for ongoing signs or symptoms related to discontinuation of the BZD, including re-emergence of symptoms for which the BZD was originally prescribed.
 - Clinicians should consider medications and/or behavioral interventions to address ongoing signs or symptoms related to discontinuation of the BZD.

Rationale

Monitoring During Withdrawal Management

Although most patients can successfully taper from BZD in outpatient settings, inpatient or medically managed residential settings may be indicated if patients experience severe acute BZD withdrawal. As with any sedative–hypnotic medication, seizure and delirium are two of the more serious adverse events that can occur as part of withdrawal. Clinicians should prioritize assessment and monitoring for seizure risk and other clinically significant symptoms during BZD withdrawal management. Patients who are experiencing or imminently expected to experience severe acute symptoms of BZD withdrawal should be managed in settings appropriate to their risk (see [Level of Care Considerations](#)).

Regular patient monitoring is critical during withdrawal management. What constitutes regular monitoring depends on the treatment setting. Inpatient and other medically managed settings where withdrawal management occurs (ie, specialty medically managed SUD treatment settings) typically have protocols for monitoring withdrawal. The CGC noted that the two most important items to monitor are vital signs and patient-reported withdrawal symptoms.

Scales designed for monitoring BZD withdrawal symptoms exist, including the Clinical Institute Withdrawal Assessment Scale-Benzodiazepines (CIWA-B)¹¹⁹ and the BZD Withdrawal Symptom Questionnaire (BWSQ).¹²⁰ However, both these scales were developed with a small number of patients and little to no evidence of validation was found for either; as such, they are

not used frequently in clinical practice.^g Although no validated scales exist for monitoring BZD withdrawal symptoms, the CGC noted collecting structured information can help improve objectivity and consistency in symptom measurement.

Inpatient Withdrawal Management

As discussed in [Level of Care Considerations](#), clinicians should consider inpatient BZD withdrawal management when:

- Patients are at imminent risk for significant harm from continued BZD use that is unlikely to be mitigated rapidly by the taper's initial dose reduction
- Patients have co-occurring physical or mental health conditions that makes BZD tapering unsafe in outpatient settings
- Patients are experiencing or imminently expected to experience severe or complicated withdrawal

As with any tapering plan, BZD tapering in inpatient settings should focus on providing supportive care and managing and minimizing withdrawal symptoms and co-occurring conditions, as appropriate. Patients who initiate BZD tapering in inpatient or residential medically managed settings may complete their taper in outpatient settings if appropriate.

Tapering with Very Long-Acting Agents

Some limited evidence exists for a loading dose strategy using very long-acting agents that modify responses to gamma-aminobutyric acid (GABA) such as phenobarbital to initiate a BZD taper to discontinuation in patients with BZD use disorder.¹²¹ Phenobarbital is a barbiturate with a very long half-life (80–120 hours) that results in a gradual taper of effects after the medication is discontinued. The CGC emphasized that this approach should be limited to situations

^g The CGC noted some facilities use alcohol withdrawal management scales such as the Clinical Institute Withdrawal Assessment of Alcohol Scale, Revised (CIWA-Ar) for monitoring BZD withdrawal for pragmatic reasons (eg, it may already be incorporated in their EHR system, staff may be more familiar with it). However, the CGC noted that the CIWA-Ar is not indicated for monitoring BZD withdrawal management and is therefore not recommended for this purpose.

involving imminent patient safety concerns that cannot be appropriately mitigated by an initial dose reduction (see [Level of Care Considerations](#)). This approach may also be effective for patients with SUD who have been unable to accomplish a gradual taper in outpatient settings. In some instances, patients may request this type of approach due to a desire to discontinue BZD use quickly.¹²²

Two retrospective studies that cumulatively evaluated outcomes from over 650 patients found phenobarbital-based protocols for tapering in inpatient settings to be safe and effective.^{121,123} A retrospective case series by Kawasaki et al (2012) of 310 patients who were treated with a 3-day phenobarbital protocol found that, while 27% of patients experienced sedation and 17% self-discharged from treatment, none experienced falls or seizures and only 1% experienced delirium.¹²³ A more recent chart review by Sartori et al (2022) of 355 patients who underwent a 6-day phenobarbital protocol found that no patients experienced seizures, falls, or sedation, although 5% self-discharged from treatment.¹²¹ Although both studies had noted limitations as retrospective studies with no comparison group or long-term follow up data, they suggest phenobarbital-based protocols may be a reasonable approach to BZD tapering for select patients. See Appendix E, Table 3 for the full Evidence to Decision table on phenobarbital for BZD tapering.

The Patient Panel expressed significant concerns about the potential harms of tapering with phenobarbital, including severe protracted withdrawal. Current research in this area is insufficient, however, the high self-discharge rate in available studies should be taken into account.

In general, tapering with very long-acting medications should be conducted in inpatient or medically managed residential settings due to the increased risk for overdose associated with barbiturate medications (eg, phenobarbital). In limited instances, specialist clinicians (eg, addiction medicine) with appropriate experience and the necessary capacity for adequate patient monitoring can use these medications in medically managed intensive outpatient settings (eg, ASAM Criteria Level 2.7) to support BZD tapering in patients with SUD. As with other

tapering strategies, adjunct medications may be helpful during the tapering process. Examples of tapering with very long-acting medications can be found in [Appendix I](#).

Discharge Planning

Discharge planning is critical following BZD withdrawal management in inpatient or medically managed residential settings. If tapering is not completed during the inpatient or residential stay, clinicians should ensure that patients have access to any medications needed for continuing the tapering process, including BZDs. Discharge planning should include an outpatient follow-up appointment, ideally within 7 days, and referral for co-occurring physical and mental health conditions (eg, insomnia) as needed.

During the follow-up appointment, clinicians should assess patients for ongoing signs and symptoms related to the reduction or discontinuation of the BZD, including recurrence, rebound, and residual withdrawal symptoms. See [Adjusting the Taper Strategy](#) and [Management of Protracted Withdrawal](#) for further discussion.

Other Pharmacological Interventions

Flumazenil, a GABA-A receptor antagonist, is effective at reversing CNS and respiratory depression due to BZD overdose. Recent RCTs have suggested that low-dose flumazenil may be effective for facilitating BZD discontinuation, especially among patients taking high doses of BZDs.^{124,125} Despite these findings, the CGC had concerns about the high potential for refractory seizures, cardiac dysrhythmias, and other adverse effects when using flumazenil.¹²⁶ Therefore, the CGC agreed that flumazenil should not be utilized for the purposes of BZD tapering.

Similarly, very limited evidence was found for use of anesthetics such as ketamine and propofol for facilitating BZD withdrawal.¹²⁷ Both ketamine and propofol are associated with significant risk of increased respiratory depression when combined with BZDs, and no evidence supports their use for routine BZD tapering. Therefore, the CGC agreed that the risks of anesthetics (eg, ketamine, propofol) for BZD tapering outweigh potential benefits and could not be recommended. Similarly, there is no evidence for the use of medications used for procedural sedation (eg, dexmedetomidine) in BZD withdrawal management.

Management of Protracted Withdrawal

Some patients may experience protracted symptoms of withdrawal after BZD discontinuation (see [Box 6](#)).^{81,128} Protracted withdrawal may result from a combination of physical and psychological BZD dependence and the neurological effects of BZDs.¹²⁹ Longer-term BZD use and use of high-dose, rapid-acting BZDs increase the risk for protracted withdrawal; however, these post-acute symptoms can also occur after discontinuation of low-dose BZDs.^{80,130,131} Protracted symptoms persist beyond the expected elimination of the BZD from a patient's system after discontinuation (eg, 4–6 weeks), with some patients experiencing these symptoms for months or years.^{78,130,132} Protracted withdrawal symptoms can adversely affect patients' relationships, family life, careers, and mental health. In a convenience sample of 1,200 individuals recruited through several patient-facing internet and social media sites with content tailored to patients facing challenges with BZD discontinuation, Reid Finlayson et al (2022) found that 54% of respondents reported suicidal thoughts or attempted suicide after BZD discontinuation.¹²⁸ Although limited research exists on protracted withdrawal and BZD discontinuation, the CGC agreed it causes significant harms for a subset of patients.

The patient panel emphasized the importance of appropriate recognition and accurate diagnosis of protracted withdrawal. They noted that when clinicians do not recognize patients' symptoms as protracted withdrawal, they may recommend medications for symptom management that have direct or indirect effects on GABAergic signaling that can exacerbate or lengthen the duration of these symptoms. Current guidance suggests gradual dose reductions and slow tapers may reduce the risk of protracted withdrawal symptoms.⁸⁰

Box 7. Protracted Withdrawal Symptoms

Protracted withdrawal symptoms may include but are not limited to:

- **Psychological:** Anxiety, depression, agitation, anhedonia, hallucinations
- **Neurological:** Poor memory and cognition, distractedness, formication, paresthesia, tinnitus
- **Neuropsychiatric:** Akathisia, psychosis

- **Other:** Motor disturbances, gastrointestinal disturbances, insomnia, dizziness

Some researchers have proposed that some protracted withdrawal symptoms may be better categorized as neurological dysfunction given the potential neurological risks associated with BZD use.¹³³ The term benzodiazepine-induced neurological dysfunction (BIND) has been proposed to describe persistent neurological disturbance and CNS damage that may emerge from BZD use.¹³³ However, neurological mechanisms of protracted BZD withdrawal are not well established and require further research.

Population-Specific Considerations

Patients Co-prescribed Benzodiazepines and Opioids

Recommendations for Patients Co-prescribed Benzodiazepines and Opioids

16. Because all patients co-prescribed BZDs and opioids are at increased risk for respiratory depression, clinicians should assess the risks and benefits of continued BZD prescribing with every related clinical encounter or prescription renewal and at least every 3 months (*Clinical Consensus*, Strong Recommendation).
17. Clinicians should offer to provide or prescribe opioid overdose reversal medication (eg, naloxone) for all patients co-prescribed BZDs and opioids (*Clinical Consensus*, Strong Recommendation).
18. Clinicians should consider additional strategies for mitigating risk, including using the lowest effective doses of BZD and opioid medications and optimizing non-opioid interventions (*Clinical Consensus*, Strong Recommendation).

Implementation Considerations

- Prior to initiating a BZD taper for patients who are co-prescribed BZDs and opioids, clinicians should seek to coordinate care with other clinicians who are prescribing BZDs or opioids to a given patient. This may entail obtaining releases or other agreements for clinicians to contact other prescribers and/or consulting the PDMP.
- Clinicians should conduct risk–benefit assessments more often when patients have additional risk factors for adverse events related to concurrent BZD and opioid use.¹³⁴ Additional risk factors may include but are not limited to having an SUD, a bipolar disorder, or schizophrenia and/or taking fentanyl, morphine, or methadone.^{135,136}

Rationale

Although not generally recommended, patients with chronic pain are commonly prescribed BZD and opioid medication for pain management concurrently.¹³⁷ Patients prescribed this combination of medications tend to be on relatively higher doses of opioids and report higher levels of pain and lower self-efficacy for pain management.¹³⁸ They also have greater healthcare utilization, especially ED visits.¹³⁸ Finally, these patients are at greater risk for nonmedical substance use and co-occurring psychiatric conditions compared to patients who are prescribed opioids but have never used BZDs.¹³⁸

Patients taking both opioids and BZDs may be prescribed these medications by different clinicians.¹³⁷ When the risks associated with the combined use of these medications outweigh the benefits, clinicians should engage in shared decision making with patients to determine which medication to taper. Prior to initiating a BZD taper, clinicians should attempt to coordinate care with patients' other prescribers. The CGC noted that reaching other clinicians may be challenging. Clinicians can consider coordinating with payers or pharmacies, as they may have alternative mechanisms for communicating with other clinicians involved in a patient's care.

Patients prescribed both opioids and BZD comprise a high-risk population. Clinicians should use caution when prescribing opioid pain medication and BZDs concurrently and consider whether the risks of concurrent use of opioids with other CNS depressants outweigh the benefits. It is

important to note that use of BZDs is not a reason to withhold or suspend treatment with methadone or buprenorphine for the treatment of opioid use disorder (OUD; see [Patients with Benzodiazepine and Other Substance Use Disorders](#)).

As discussed in [Recommendation #1](#), the CGC recommends that clinicians review the risks and benefits of continued BZD prescribing for patients who take both opioids and BZDs at least every 3 months or at every related clinical encounter or prescription renewal, whichever is sooner. Clinicians should conduct more frequent risk–benefit assessments for patients who have additional risk factors for adverse events. The Risk Index for Overdose or Serious Opioid-induced Respiratory Depression (RIOSORD) is a tool that can be used for this purpose (see [Box 7](#)).^{135,136} According to the RIOSORD, the most significant risk factors include having an SUD, a bipolar spectrum disorder, or schizophrenia and/or taking fentanyl, morphine, or methadone.^{135,136}

Box 8. The Risk Index for Overdose or Serious Opioid-induced Respiratory Depression (RIOSORD)

The RIOSORD is a screening instrument designed to provide clinically practical guidance for safer opioid prescribing. It was originally developed using administrative healthcare data from a large sample of patients served by the US Veterans Health Administration (VHA) and validated using a health plan claims dataset with data from over 115 million individuals.^{135,136} The risk assessment looks at co-occurring SUD, mental health diagnoses, and biomedical conditions, as well as the type and formulation of opioids used and co-prescribing of BZDs and other medications. The RIOSORD showed strong predictive accuracy in both datasets.

Clinicians should consider additional strategies for mitigating risk, including using the lowest effective doses of BZD and opioid analgesic medications and optimizing non-opioid interventions to manage pain. As emphasized in the *2022 CDC Clinical Practice Guideline for Prescribing Opioids for Pain*¹³⁹⁽¹¹⁾:

When opioids are initiated for opioid-naïve patients with acute, subacute, or chronic pain, clinicians should prescribe the lowest effective dosage. If opioids are continued for subacute or chronic pain, clinicians should use caution when prescribing opioids at any dosage, should carefully evaluate individual benefits and risks when considering increasing dosage, and should avoid increasing dosage above levels likely to yield diminishing returns in benefits relative to risks to patients.

The CGC recommends that clinicians use the lowest effective dose of BZDs and follow the CDC guidelines for minimizing risks related to opioid prescribing.¹³⁹ This includes minimizing opioid doses where possible and optimizing non-opioid interventions for managing pain, such as nonpharmacological treatments for pain management, including exercise, mindfulness-based interventions, and CBT.¹³⁹ The CDC guideline, and the joint US Department of Veterans Affairs (VA) and US Department of Defense (DoD) *Guideline on Chronic Pain Prescribing* also recommend that clinicians consider using buprenorphine, a partial opioid agonist with reduced risk for overdose, to manage pain in patients at risk for withdrawal or overdose, including those who are co-prescribed BZDs.^{139,140} Patients at risk for opioid overdose should be provided with or prescribed opioid overdose reversal medication (eg, naloxone; see [Harm Reduction](#)).

Patients with Benzodiazepine and Other Substance Use Disorders

Recommendations for Patients with Benzodiazepine and Other Substance Use Disorders

19. Clinicians should consider more frequent assessments of the risks and benefits of continued use of BZDs for patients with co-occurring SUDs and/or other co-occurring addictions (eg, behavioral addictions) who have a prescription for BZD medication compared with the general guidance in [Recommendation #1](#) (*Clinical Consensus*, Strong Recommendation).
20. When tapering BZD medication in patients with SUD, clinicians should manage the underlying SUD concurrently with the BZD taper (*Clinical Consensus*, Strong Recommendation).

21. Clinicians should not use BZD prescribing or tapering considerations as a reason to discontinue or disrupt a patient's medications for SUD treatment, including buprenorphine and methadone (*Clinical Consensus*, Strong Recommendation).
22. Following the taper, clinicians should continue to monitor and treat the underlying SUDs or refer patients to an appropriate level of care for continuing care (*Clinical Consensus*, Strong Recommendation).
23. Clinicians should offer patients harm reduction services or provide them with referrals to access these services.
 - a. Clinicians should provide opioid overdose reversal medication (eg, naloxone) and related education (*Clinical Consensus*, Strong Recommendation).
 - b. Clinicians can consider providing drug checking or other safe use supplies (eg, fentanyl test strips, xylazine test strips, sterile syringes) and related education (*Clinical Consensus*, Conditional Recommendation).

Implementation Considerations

- Clinicians should refer patients with SUD who are undergoing BZD tapering for SUD treatment in parallel with the BZD taper. Care should ideally be coordinated between the clinicians providing SUD treatment and managing the BZD taper, when applicable.
- Clinicians should consider using existing standards for level of care recommendations such as *The ASAM Criteria* when considering treatment setting for patients with SUD (Clinical Consensus, Strong Recommendation).
- Clinicians may consider conducting BZD tapers in residential or inpatient settings for patients with SUD who are unlikely to participate effectively in outpatient tapering.
- As discussed in [Tapering with Very Long Acting Agents](#), tapering with phenobarbital should typically be conducted in acute care settings (ie, hospital or ED) or medically managed residential settings (eg, *The ASAM Criteria* Level 3.7). However, for patients

with SUD, tapering with phenobarbital may also be conducted in outpatient settings with extended nurse monitoring (eg, *The ASAM Criteria* Level 2.7, where nurse monitoring is available during the day) by or in consultation with clinicians experienced in the use of these medications for BZD tapering.

- Clinicians can consider using toxicology testing to support risk–benefit assessments for patients with SUD if indicated based on clinical concern (see [Drug Testing](#)).

Rationale

Some patients with BZD use disorder may be able to successfully taper the BZD in outpatient settings. However, other patients—such as those who are taking very high doses (eg, supratherapeutic doses) of BZD and/or using other substances—may require a more intensive level of care. For example, BZD tapering for patients with SUDs who are at high risk for medical instability or severe withdrawal or have a history of withdrawal-related seizure should be initiated in inpatient or medically managed residential settings because of the availability of 24-hour nurse monitoring and medical care to support stabilization and withdrawal management.¹⁴¹ *The ASAM Criteria* provides guidance on determining the appropriate level of care for patients with SUD (see [Box 8](#)).¹⁴¹

Box 9. *The ASAM Criteria*: Levels of Care

First published in 1991, *The ASAM Criteria* offers a standardized, evidence-based way of determining the appropriate level of SUD treatment services based on an individual’s needs and circumstances. A multidimensional assessment is used to determine the most appropriate level of care based on intoxication and withdrawal-related risks; need for addiction medications; co-occurring biomedical, psychiatric, and cognitive conditions; substance-use related risks; and recovery environment considerations.

The ASAM Criteria describes SUD treatment as a continuum marked by four broad levels of care: outpatient, intensive outpatient, residential, and inpatient. The decimal number expresses gradations of intensity and types of care provided. Level x.7 programs are **medically managed**

programs that provide withdrawal management, including management of BZD withdrawal, and biomedical services along with integrated psychosocial services.

- Level 1: Outpatient Treatment
 - Level 1.5: Outpatient Therapy
 - **Level 1.7: Medically Managed Outpatient**
- Level 2: Intensive Outpatient/Hi-Intensity Outpatient Treatment
 - Level 2.1: Intensive Outpatient
 - Level 2.5: High-Intensity Outpatient
 - **Level 2.7: Medically Managed Intensive Outpatient**
- Level 3: Residential Treatment
 - Level 3.1: Clinically Managed Low-Intensity Residential
 - Level 3.5: Clinically Managed High-Intensity Residential
 - **Level 3.7: Medically Managed Residential**
 - **Level 3.7 BIO: Biomedically Enhanced Medically Managed Residential**
- **Level 4: Medically Managed Inpatient Treatment**

For more information, see <https://www.asam.org/asam-criteria>.

Assessing Risks and Benefits of Continued Benzodiazepine Prescribing

Clinicians should review BZD use frequently for patients who have a history of SUDs, as these individuals are at increased risk of developing SUDs to other substances compared to those without a history of SUD.¹⁴² In addition, patients who use BZDs and have co-occurring alcohol use disorder (AUD) or OUD are at higher risk of morbidity and mortality because of the cross-tolerance and combined CNS and respiratory depressant effects of these substances.^{23,52}

Clinicians should carefully consider these risks when determining the appropriateness of continued BZD prescribing.

Considerations for Benzodiazepine Tapering in Patients with Substance Use Disorder

Abrupt cessation of BZDs is dangerous. The CGC recommends clinicians develop gradual tapering strategies that are individualized based on a patient’s response (see [Recommendation #8](#)). If more rapid tapering is indicated—for example, due to imminent safety risks or when alternate treatment options have been unsuccessful—clinicians can consider use of very long-acting agents (see [Tapering with Very Long-Acting Agents](#)). Clinicians should consider patients’ psychosocial concerns and co-occurring disorders when determining the appropriate timing of BZD tapering.

Tapering can be complicated when patients have been obtaining BZDs from the illicit drug market, where counterfeit pills can include novel synthetic BZDs (eg, etizolam, flubromazolam). These novel synthetic BZDs have not been well-studied and may not be detected with standard drug testing or toxicology assays. The European Union Drugs Agency’s *New benzodiazepines in Europe – a review* provides helpful information on emerging new BZDs.¹⁴³ In addition, the US Drug Enforcement Administration (DEA) tracks emerging threats related to BZDs.¹⁴⁴ Determining an equivalent BZD dose to begin tapering is complicated when patients are taking BZDs from the illicit drug market. In general, clinicians should titrate the BZD dose to the minimum dose necessary to control a patient’s withdrawal symptoms and taper from that point. Clinicians should consider residential treatment if patients need after-hours clinical monitoring or medical management to support safe and effective BZD tapering.

Counterfeit BZD pills may also contain HPSOs (eg, fentanyl). As such, patients may be unaware they are at risk for opioid withdrawal. Clinicians should monitor patients who have been using nonprescribed BZDs for signs and symptoms of opioid withdrawal. These patients should also be provided with or prescribed opioid overdose reversal medications (eg, naloxone; see [Harm Reduction](#)).

If BZD tapering is indicated, clinicians should manage the underlying SUD in parallel with the taper. Clinicians should refer patients to an appropriate level of care for SUD treatment concurrent with BZD tapering. Some SUD treatment programs may be able to take over management of BZD tapering.¹⁴⁵ Patients with OUD should typically be initiated and stabilized

on medications for OUD (MOUD) prior to initiating a BZD taper, and the MOUD dose should be kept stable throughout the BZD tapering process.^{145,146} Clinicians should provide psychosocial interventions (eg, psychotherapy, counseling, psychoeducation) to treat underlying SUDs in parallel with pharmacotherapy.¹⁴⁵ As emphasized in *The ASAM National Practice Guideline for the Treatment of Opioid Use Disorder: 2020 Focused Update*¹⁴⁵:

The use of benzodiazepines and other sedative–hypnotics should not be a reason to withhold or suspend treatment with methadone or buprenorphine. While the combined use of these medications increases the risk of serious adverse effects, the harm caused by untreated opioid use disorder can outweigh these risks.

Monitoring patients during and after BZD tapering is a key aspect of clinical management for successful BZD discontinuation. Approaches to reduce return to BZD use include providing ongoing treatment of underlying SUDs and co-occurring physical and mental health conditions, engaging with recovery support services (eg, peer support), and addressing environmental risk factors (eg, housing instability, lack of a recovery-supportive network).

Drug Testing

Although drug testing can help detect the use of substances, urine immunoassays for BZDs have limited sensitivity. These immunoassays vary by lab and may only detect select agents. Some are not sensitive enough to detect therapeutic doses of BZDs, and performance of the tests vary depending on the manufacturer.¹⁴⁷ Interpretation of test results can be complicated by the presence of BZD metabolites, as some metabolites are themselves parent compounds.¹⁴⁸ For this reason, urine drug screening for BZDs carries an increased risk of false negatives, and confirmatory gas chromatography–mass spectrometry (GCMS) testing is often indicated. Although confirmatory GCMS testing has higher sensitivity, even for low BZD concentrations, and specificity is virtually 100%, it does not detect all BZDs. Clinicians should be familiar with the accuracy and limitations of these assays.

Because of the high risk of false negatives, it is important for clinicians to generally trust patients' self-reports regarding their BZD use, even if they test negative for BZDs. This is

particularly important for patients in inpatient, residential, or correctional settings, who may be placed at significant risk of harm with abrupt discontinuation of BZDs.

The application and frequency of drug testing should be determined by a patient's clinical needs and the treatment setting. Multiple existing guidance documents emphasize that clinicians should not use drug test results punitively, rather, clinicians should use test results to engage patients therapeutically and inform treatment plans.^{79,101,145}

Harm Reduction

In most areas of the country, heroin, cocaine, methamphetamine, and counterfeit prescription drugs, including counterfeit BZDs, are commonly contaminated with HPSOs (eg, fentanyl), presenting significant risk for overdose. This risk is exacerbated by BZD use. All patients who may use opioids, whether intentionally or unintentionally, should be educated about this risk and given or prescribed opioid overdose reversal medication (eg, naloxone). Clinicians should assess each patient's individual harm reduction service needs and connect them to available community resources (eg, harm reduction organizations) for provision of services (eg, education, safe use supplies [eg, drug checking kits, fentanyl test strips, sterile syringes]) as appropriate based on their patterns of substance use. Clinicians can also consider counseling patients on other harm reduction strategies, such as not using substances alone and using a test dose first. Harm reduction practices can also be useful when patients decline referrals for SUD treatment. Clinicians can consult the Substance Abuse and Mental Health Services Administration's (SAMHSA) *Harm Reduction Framework* for more information regarding best practices.¹⁴⁹

Patients with Co-occurring Psychiatric Disorders

Recommendations for Patients with Co-occurring Psychiatric Disorders

24. Clinicians should optimize evidence-based treatment for any psychiatric disorder prior to the taper or concurrently if clinically indicated (*Clinical Consensus*, Strong Recommendation).
25. Clinicians should strongly consider tapering BZD medication in patients with posttraumatic stress disorder (PTSD; *Clinical Consensus*, Strong Recommendation).

26. Clinicians should monitor sleep closely during BZD tapering in patients with mood or psychotic disorders, particularly for patients with bipolar disorder as sleep disturbance can trigger episodes of mania (*Clinical Consensus*, Strong Recommendation).
- a. If patients with a mood and/or psychotic disorder experiences significant sleep disturbance, clinicians should pause the taper until the symptoms resolve due to the risk for destabilization (*Clinical Consensus*, Strong Recommendation).

Implementation Considerations

- Clinicians should refer patients with psychiatric disorder who are undergoing BZD tapering for psychiatric treatment in parallel with the BZD taper. Care should ideally be coordinated between the clinicians providing psychiatric treatment and managing the BZD taper, when applicable.
- Clinicians should consider using existing standards for level of care recommendations such as the Level of Care Utilization System (LOCUS) when considering treatment setting for patients with psychiatric disorders.
- Clinicians can consider offering patients with psychiatric disorders behavioral interventions (eg, CBT-I with sleep hygiene education) or providing them with referrals to access these interventions.
- Clinicians can consider consulting with clinicians with psychiatric expertise when tapering BZDs in patients with co-occurring psychiatric disorders.

Rationale

Many patients with psychiatric disorders are able to taper from BZDs in outpatient settings, but some may require a more intensive level of care. BZD tapering may exacerbate or cause recurrence of psychiatric symptoms that may warrant more intensive clinical oversight.^{2,150}

Clinicians should consider any underlying psychiatric conditions and relevant treatment history, prior to beginning a BZD taper. Clinicians can consider using the LOCUS for guidance determining the appropriate treatment setting for patients with psychiatric disorders (see [Box 9](#)).

Box 10. Level of Care Utilization System: Levels of Care

Developed in the 1990s by the American Association for Community Psychiatry (AACCP), the LOCUS offers a standardized, evidence-based way for connecting adults with mental health services based on their individual needs and circumstances. A multidimensional assessment is used to determine the most appropriate level of care for an individual based on their risk of harm; functional status; co-occurring medical, addictive, and psychiatric conditions; recovery environment; treatment and recovery history; and engagement and recovery status. The LOCUS describes seven levels of care of different service intensities, including:

- Basic Services - Prevention and Health Maintenance
- Level One: Recovery Maintenance and Health Management
- Level Two: Low Intensity Community Based Services
- Level Three: High Intensity Community Based Services
- Level Four: Medically Monitored Non-Residential Services
- Level Five: Medically Monitored Residential Services
- Level Six: Medically Managed Residential Services

For more information, see <https://www.communitypsychiatry.org/locus>.

Patients who have used BZDs for a long time may be reluctant to taper the medication due to fear of experiencing adverse effects related to discontinuation.^{66,151,152} As BZD tapering can lead to rebound psychiatric symptoms (eg, anxiety, insomnia), clinicians should optimize evidence-based treatments for any co-occurring psychiatric disorders prior to initiating a BZD taper or concurrently if clinically indicated (eg, due to significant imminent risks related to continued BZD use).^{153,154} Non-BZD therapies such as SSRIs, CBT, and other evidence-based interventions may be appropriate alternatives to BZD for many patients (see [Appendix J](#)).¹⁵⁵⁻¹⁵⁷ Clinicians should also consider evidence-based suicide screening such as the Columbia Suicide Severity Rating Scale (C-SSRS) or Ask Suicide-Screening Questions (ASQ) tool for patients at risk.^{158,159}

Clinicians should educate patients regarding potential rebound psychiatric symptoms and how they will be managed and offer or refer for appropriate mental health services. As discussed in the [Adjunctive Interventions During the Tapering Process](#) section, providing behavioral interventions during the BZD taper is associated with successful discontinuation of BZD.¹⁵⁵⁻¹⁵⁷

Patients with PTSD

The VA recommends that clinicians avoid prescribing BZDs to patients with symptoms of PTSD and provides guidance on alternative treatments for management of anxiety and insomnia in these patients.¹⁶⁰ BZDs are ineffective for the treatment of PTSD; they do not reduce the core symptoms of PTSD or improve PTSD-related sleep dysfunction.^{161,162} BZD use is associated with increased risk of substance use, depression, and aggression; increased PTSD severity; and decreased efficacy of trauma-focused psychotherapy.¹⁶³ When tapering BZD in patients with PTSD, clinicians should consider that withdrawal from BZDs can worsen existing PTSD symptoms (eg, increased anxiety, rage, increased nightmares, intrusive thoughts, hyperalertness). The CGC noted that clinicians can consider consulting with psychiatric specialists to develop a tapering strategy that minimizes these risks.

Management of Sleep Disturbance in Patients with Co-occurring Psychiatric Conditions

Sleep disturbance is a common symptom during BZD tapering and may contribute to symptom exacerbation of underlying mood or psychotic disorders.^{2,164,165} The CGC recommends that clinicians monitor sleep closely in these patients, particularly those with bipolar disorder because sleep disturbance can trigger episodes of mania. If patients with psychiatric conditions experience sleep disturbance, clinicians should pause the taper until symptoms resolve, unless continued BZD use presents imminent safety concerns. In addition to pausing the taper, clinicians can provide patients with information on sleep hygiene and offer or provide them with referrals for alternative treatment options such as CBT-I.^{157,166} Clinicians can also consider consulting with psychiatrists or sleep medicine specialists to help guide treatment plans.

Older Adults

Recommendation for Older Adults

27. Clinicians should generally taper BZD medication in older adults unless there are compelling reasons for continuation (*Clinical Consensus*, Strong Recommendation).

Implementation Considerations

- In general, the CGC recommends tapering BZDs in older adults because the risks of continued use tend to be higher in this population. However, clinicians should still base decisions to taper BZD in older adults on a careful assessment of risks and benefits for each individual patient.
- The goal of tapering for older adults may be discontinuation of the BZD or reducing the BZD dose to the point where the risks no longer outweigh the benefits.
- Care should ideally be coordinated between the clinician managing the BZD taper and other clinicians managing conditions that may be impacted by BZD prescribing or the BZD taper.
- An estimated 2 million older adults in the US have been taking prescribed BZDs for more than 120 days.^{9,167} Many healthcare systems may not be able to manage the volume of older adult patients who would benefit from a BZD taper. As such, clinicians and healthcare systems may need to triage patients, prioritizing those at higher risk of harm related to continued BZD use. See [Implementing this Guideline](#) for further discussion.

Rationale

Although BZDs may offer short-term benefits, the adverse effects associated with their use—including risk of falls and cognitive impairment—have generally been shown to outweigh the marginal benefits in adults 65 years and older.³⁵ Chronic BZD use is also a significant concern for older adults given they are likely to be prescribed multiple medications, increasing their risk of morbidity and mortality from polypharmacy.^{94,95} For these reasons, the *AGS Beers Criteria*

recommends avoiding the use of both long- and short-acting BZDs in adults over 65 years of age.¹⁶⁸ Clinicians should generally consider alternative treatment options with more favorable safety profiles.^h

The CGC recommends that clinicians make every effort to taper BZD use in older adults unless there are compelling reasons for continuation. However, they noted that the decision to taper should still be made based on a careful assessment of risks and benefits for the patient. For example, BZD are sometimes prescribed to control agitation in older adults. The benefits of controlling the patient's agitation may outweigh the potential adverse effects of the BZD and be a compelling reason for continuing the medication.

Fragmented care can be a barrier to effective BZD tapering because attitudes, knowledge, and conflicting advice from a patient's medical teams (eg, primary care, psychiatry, neurology, other specialty clinicians) and care partners can influence the BZD tapering process.^{92,169,170} Although this situation may exist for any patients with multiple healthcare providers, it is particularly common among older adults. Further complicating the matter is that metabolic changes associated with aging make older adults more sensitive to BZDs, increasing their risk of adverse events such as cognitive impairment, particularly in the domains of memory, learning, attention, and visuospatial ability.^{92,171,172} Because older adults are often taking multiple medications from multiple providers, a full medication review and reconciliation should be conducted prior to attempting a BZD taper.

Tapering BZDs in older adults—particularly those with cognitive impairment—can be challenging, especially when patients may lack the capacity to make independent healthcare decisions. Direct educational interventions (eg, brochures) can help engage older adults—including those with mild cognitive impairment—and their care partners in shared decision-

^h Clinicians should be aware that other medications used to manage psychiatric conditions are included in the *AGS Beers Criteria*. Clinicians should consider the potential risks of alternative medications—such as risk for metabolic syndrome, tardive syndromes, sedation, falls, and orthostatic concerns, among others—when determining alternative treatment strategies for older adults.

making around BZD tapering and discontinuation.¹⁷³ A patient’s medical teams and care partners are essential in shared decision-making between patients and clinicians regarding BZD tapering methods that consider a patient’s individual needs. If the patient has demonstrated cognitive impairment, they (as well as any care providers) should be provided with clear instructions about the tapering process.

The patient panel noted that in older adults, even lower BZD doses might be associated with significant withdrawal risk due to metabolism changes. They emphasized the importance of starting with smaller dose reductions and proceeding more slowly with tapering in this population. As with all patients, clinicians should prioritize developing individualized tapering plans through shared decision-making.

Transitioning Older Adults to a Longer-Acting Benzodiazepine for Tapering

As discussed in [The Tapering Process](#), clinicians can consider transitioning patients without contraindications (eg, liver dysfunction) to a comparable dose of a longer-acting BZD for the taper. However, metabolic changes associated with aging—namely, reduced hepatic clearance—may increase risk of adverse events and toxicity.¹⁷¹ As a result, the CGC cautioned against transitioning older adults to longer-acting BZDs prior to tapering.

Level of Care Considerations for Older Adults

Older adults, especially those with any degree of cognitive impairment, are at increased risk for poor outcomes in inpatient settings due to hospital-induced delirium and decompensation.¹⁷⁴ The CGC emphasized that clinicians should attempt to taper BZDs in older adult patients in outpatient settings unless there is a specific indication for inpatient tapering, such as an imminent safety concern that will not be rapidly mitigated by the initial BZD dose reduction. Tapering may need to occur in inpatient or residential settings if outpatient tapering would be unsafe—for example, because family members and the care team cannot manage the older adult in their home environment. In these cases, specialized inpatient units for older adults or skilled nursing facilities are preferred, if available.

Patients Who Are Pregnant and Lactating

Recommendations for Patients Who Are Pregnant and Lactating

28. Clinicians should weigh the risks and benefits for the maternal–fetal dyad when considering continued BZD prescribing or tapering for pregnant patients (*Clinical Consensus*, Strong Recommendation).
29. For infants who have been exposed to BZD in utero and are at risk for neonatal withdrawal symptoms, clinicians should:
 - a. Encourage breastfeeding, which can reduce neonatal withdrawal symptoms (*Clinical Consensus*, Strong Recommendation)
 - b. Communicate with the infant’s healthcare provider (with parental consent) regarding exposure to BZDs (*Clinical Consensus*, Strong Recommendation)

Implementation Considerations

- Clinicians should monitor patients who are pregnant closely for psychiatric symptoms during the BZD taper, as these symptoms may evolve rapidly during the pregnancy and postpartum period due to shifts in metabolism that influence the effects of medications, including BZDs. Clinicians should address evolving psychiatric symptoms as clinically indicated.
- Care should ideally be coordinated between the clinician managing the BZD taper and the prenatal care provider.
- Clinicians can consider consulting with healthcare professionals who have expertise in reproductive psychiatry or providing patients with referrals to these specialists.

Rationale

Although causation remains unclear, BZD use in pregnancy has been found to be associated with an increased risk for miscarriage, preterm birth, and low birth weight.¹⁷⁵⁻¹⁷⁷ However, antenatal exposure to BZDs is not associated with major congenital malformations.^{175,178} Approximately

20% to 40% of neonates who have been exposed to BZDs in utero during late pregnancy develop neonatal withdrawal, with symptoms including irritability, increased sedation, abnormal muscle tone, poor feeding, sleep problems, and mild respiratory distress.¹⁷⁹⁻¹⁸³ Floppy infant syndrome (FIS)—which presents with hypotonia, lethargy, sucking difficulties, low Apgar score, hypothermia, apnea, cyanosis, hyperbilirubinemia, and CNS depression—has also been observed in newborns who have been exposed to BZDs in utero during the third trimester and may be a result of BZD toxicity.^{184,185} Both neonatal BZD withdrawal and FIS typically present within the first hours of life and continue for up to 14 days.¹⁸⁴

Although BZD use during pregnancy may carry some risk to the fetus, similar risks are also present if patient anxiety, mood, and sleep disorders are left untreated, including an increase in miscarriage, preterm birth, and low birth weight.^{175,186} In general, existing clinical guidelines recommend optimizing alternative therapeutic approaches (eg, CBT, CBT-I) and advise caution with BZD dosing during pregnancy.¹⁸⁷ The CGC suggests that clinicians prescribe BZDs sparingly at the lowest effective dose and with consideration of the pharmacokinetic changes that occur during pregnancy (see [Appendix L](#)). BZD tapering can be done safely in pregnancy^{188,189}; however, ACOG has noted that¹⁸⁶⁽¹²⁷⁸⁾:

[I]t is also critical to consider the risks of a taper for the pregnant individual and the fetus. For example, if attempts to taper the benzodiazepine precipitate re-emergence of anxiety, the benefits of continuation may outweigh the risks.

Due to these considerations, the CGC recommends clinicians discuss the risks and benefits of BZD use and discontinuation for the maternal–fetal dyad with pregnant patients, considering each patient’s unique needs and engaging in shared decision-making to determine whether to taper. Lorazepam is generally preferred in pregnancy and lactation due to its lack of active metabolites and low relative infant dose (RID; ie, the percent of a patient’s dose ingested by an infant who is exclusively fed with breastmilk). However, if a patient is stable on another BZD, it is not typically necessary to require them to switch. Although, for the reasons outlined in [Transitioning to a Longer-Acting Benzodiazepine](#), clinicians should consider transitioning to lorazepam for pregnant patients currently taking alprazolam. Clinicians may consider consulting

with specialists in reproductive psychiatry or providing patients with referrals to these specialists, if available.

Breastfeeding

In general, breastfeeding is not contraindicated in the presence of BZD use.¹⁹⁰ The long-term effects of BZD exposure are unknown, but evidence has suggested that the amount of BZD transferred into breast milk is low.^{191,192} Although breastfeeding is unlikely to prevent neonatal abstinence syndrome (NAS), research has suggested breastfeeding can substantially delay the onset and reduce the severity of NAS, decrease the need for pharmacologic treatment, and lead to shorter hospitalization stays compared to formula-fed infants.¹⁹³ Thus, the CGC recommends that clinicians encourage breastfeeding to help reduce potential symptoms of NAS in the infant. Further, breastfeeding has been shown to enhance parental bonding and promote attachment and is associated with a reduced rate of child removal.¹⁹⁴

Health Disparities

It is well established that implicit bias can affect how health professionals engage with their patients, diagnose health conditions, determine treatment options, and prescribe medications.^{54,195} Biases, which may be positive or negative, can contribute to disparities in care, including in prescribing and discontinuing medications.⁵⁴ Multiple studies have shown disparities in BZD prescribing.¹⁹⁵⁻¹⁹⁷ Black, Asian, Hispanic, and multiracial patients are less likely to be prescribed BZDs than White patients.^{196,197} Middle- and lower-income individuals, especially lower-income Black men, are among the least likely to be prescribed BZDs.^{195,196} Additionally, clinicians' implicit biases may influence responses to prescription policies: BZD prescriptions were most likely to be discontinued for Black patients after prescription monitoring programs went into effect despite lower baseline use.¹⁹⁸ Taken together, these findings raise concerns that clinician biases can impact decision-making regarding BZD prescribing and discontinuation practices. The CGC encourages clinicians to consider their assumptions and implicit biases and be mindful of how they may impact decision-making as they decide how to implement this Guideline.

Tapering Without Patient Agreement

Throughout this Guideline, the CGC has emphasized the importance of clinicians working with patients in a shared decision-making process when considering BZD tapering (see [Partnering with Patients](#)). However, prescribers may initiate a taper in some instances when patients are ambivalent about or against tapering, including when there are concerns for:

- Patient safety, for example:
 - When patients do not agree to initiate a taper despite collaborative discussions outlining how the risks significantly outweigh the benefits for them
- Community safety, for example:
 - When patients pose a threat to the safety of clinicians, staff, or other patients
 - When patients are diverting their medication
 - When patients engage in criminal behaviors within treatment settings

BZD tapering should not be punitive in these situations. In cases of concerns for patient safety, clinicians should base decisions on careful assessment of the risks and benefits for the patient. In cases of community safety, clinicians should base decisions on assessment of the risks to the patient, clinicians, staff, other patients, and others in the patient's community.

Patient Safety

The Patient Panel expressed strong reservations about tapering without a patient's consent. The CGC understands the Patient Panel's reservations and encourages clinicians to discuss their concerns that continued BZD use is not in the patient's best interest with the patient and consider the patient's concerns and reasons for disagreement. Clinicians should be mindful of any potential bias when initiating a taper against a patient's wishes. If clinicians and patients and their care partners continue to disagree on the need for a taper after this discussion, clinicians may consider referral for a second opinion.

When initiating a taper without a patient's consent, clinicians should carefully explain the reasons for their decision to the patient and their care partners, if applicable. Clinicians should

also carefully document the rationale for initiating the taper and related discussions. Clinicians should then explain to patients that their next prescription will be at a lower dose and describe how they will monitor and manage patient symptoms and concerns during the tapering process. As emphasized throughout this Guideline, the tapering process should be patient-centered. It is important for clinicians to closely monitor a patient's response to the taper and adjust the strategy as appropriate.

Some patients may have negative responses to proceeding with tapering without their buy-in. The CGC noted that, in their collective experience, some patients may become aggressive, threaten legal action, or suggest that progressing with the taper may lead them to suicide. The CGC recommends that healthcare systems have established policies and procedures to guide clinicians in their response to these situations in ways that are responsive to a patient's needs and supports ready access to risk management services.

Safety Concerns for Inherited Patients

Clinicians sometimes inherit patients who have been prescribed high-dose and/or long-term BZDs. The same risk–benefit considerations apply when determining whether to continue prescribing BZD medications for these patients (see Table 2). Clinicians can attempt to consult with prior prescribers and other relevant physical and mental health providers. Clinicians should follow the recommendations in this Guideline when assuming responsibility for new patients, including assessing the risks and benefits of continued BZD prescribing and engaging in a shared decision-making process with patients and their care partners. Clinicians should recognize that working with new providers can be stressful for patients. Patients may require extra time to understand the rationale behind a recommendation for tapering and buy into the tapering plan.

If clinicians are not comfortable assuming responsibility for these prescriptions, they can consider referring these patients to another provider or a more intensive level of care, as appropriate, with a bridging prescription to prevent abrupt discontinuation of the BZD medication. However, as discussed in Box 2, it is critical that patients at risk for BZD withdrawal

are not abandoned. Alternatively, clinicians may consider initiating a taper without patient agreement (see [Tapering Without Patient Agreement](#)).

Community Safety

When continued BZD prescribing jeopardizes community safety, clinicians should explain the reasons for their decision to taper to patients, carefully documenting the rationale and related discussions. Best practices include providing a written summary to patients. If concerns for community safety necessitate discharging patients from their care, clinicians should offer referrals to appropriate alternative providers or treatment services that can manage the patient's individualized needs during the tapering process, providing warm handoffs as appropriate if patients are amenable. If patients decline the referral, clinicians may consider a BZD tapering plan that accounts for the safety of all parties.

When community safety is a concern, clinicians may need to initiate a more rapid taper than would typically be indicated to balance conflicting obligations. For example, clinicians have a duty to report suspected medication diversion and discontinue prescribing medications if they are being diverted.ⁱ At the same time, clinicians have a duty to patients who may be at risk for life-threatening withdrawal if medications are discontinued abruptly. Clinicians should consider seeking the advice of legal counsel, risk management, and health systems administrators in these complex situations. State licensing boards, professional organizations, and clinician malpractice insurance organizations may also have guidance available.

Clinicians may consider implementing a discharge taper to prevent severe or complicated withdrawal—for example, providing patients with a 14-to-30-day prescription with detailed instructions on how to taper the medication over that time period. Weekly prescriptions can be considered to reduce the risk for misuse, but they may not always be feasible for the prescriber or

ⁱ Note that if patients are known to be diverting their BZD prescription and have not been taking the medication regularly, ongoing prescriptions to support tapering are not necessary.

the patient due to appointment availability, safety concerns, cost, or transportation barriers. When determining the dose and number of pills for a discharge taper, clinicians should carefully consider an individual patient's risks, including suicidality and overdose. Given uncertainties regarding patient follow-up after discharge, clinicians may also consider offering patients prescriptions for adjunctive medications to help alleviate potential withdrawal symptoms (see [Appendix K](#)). Clinicians should clearly communicate to patients that this will be the last BZD prescription provided, as well as the risks of abrupt discontinuation of BZD and the symptoms that should trigger patients to seek emergency medical care. Clinicians should document this encounter carefully.

Some patients may be upset at the prospect of BZD tapering. Clinicians should be aware of the potential for this response and consider how to mitigate risks to themselves, their staff, and other patients. De-escalation strategies may help reduce patients' anger and frustration. Other strategies clinicians can consider include positioning themselves close to the door, having another staff person in the room, conducting the appointment via telemedicine, and alerting clinic security in advance, if available. Clinics that experience these types of challenges more often can consider implementing help buttons in appointment rooms that allow clinicians to silently alert other staff of their need for assistance. Clinicians can also develop a code word or phrase to subtly warn staff of dangerous situations and prompt them to summon clinic security for help.

These situations are challenging for clinicians, staff, and patients. Clinicians should consider consulting with their organization's legal and/or risk management teams and their malpractice carrier if they have concerns. Furthermore, the CGC recommended that organizations have policies and procedures in place to support clinicians and staff in situations where a patient's preferences are not congruent with safe medical prescribing. Clinicians and staff should also be cognizant of their own mental wellness when dealing with difficult patient encounters and be able to pursue support without fear of repercussions.

Considerations for Emergency Departments

EDs have unique considerations for BZD tapering as they are subject to the Emergency Medical Treatment and Active Labor Act (EMTALA), which requires them to provide any individual who comes to the hospital with necessary stabilizing treatment for emergency medical conditions. Clinicians should not routinely refer patients to EDs unless they are experiencing or imminently expected to experience severe acute withdrawal. However, ED clinicians may commonly encounter patients who:

- Are withdrawing from nonprescribed BZDs
- Are not tolerating a BZD taper from their regular prescriber
- Have lost access to their BZD prescription (eg, discontinued by their regular prescriber)

When applicable, ED clinicians should attempt to coordinate with patients' regular prescribers. However, the CGC recognized this is often not possible in a reasonable time frame. Clinicians should screen patients who are experiencing withdrawal from nonprescribed BZD for SUD and consider referring them to an appropriate level of specialty care for SUD (see [Patients with Benzodiazepine and Other Substance Use Disorders](#)).

Due to the lack of capacity for direct follow-up, ED clinicians are not well-positioned to provide ongoing management of BZD tapering. However, ED clinicians can consider:

- Providing patients with a bridging BZD prescription at the same or slightly lower BZD dose, as appropriate, with referral to outpatient providers as needed
- Initiating a short taper as discussed in [Community Safety](#)
- Initiating a taper using a very long-acting agent (eg, phenobarbital) as discussed in [Tapering with Very Long-Acting Agents](#) and referring patients to appropriate providers for ongoing care needs

The specific strategies used depend on a patient's presentation and available resources. However, if continued BZD prescribing presents safety concerns, a clear plan for safe tapering and follow-up should be in place at the time of discharge from the ED. If available, clinicians should

consider engaging social workers, patient navigators, or peer recovery specialists to support this process.

Strategies for Preventing Diversion

Continued prescribing when clinicians are aware patients are diverting controlled medication creates legal risk for them. In addition, clinicians' DEA registration and license to practice could be in jeopardy. This can lead to complex situations wherein prescribers have to balance these legal and professional risks against the risks associated with rapid BZD discontinuation for patients. Prescribers should educate patients on the consequences of medication diversion, including required reporting and medication discontinuation, in a patient-centered manner.

Prescribers who are concerned about the potential for diversion can consider:

- Screening for and addressing substance misuse and use disorders
- Implementing pill checks
- Implementing medication agreements with patients
- Writing prescriptions with shorter durations
- Limiting prescription refills
- Partnering with collateral contacts (eg, family members, friends, care partners)
- Coordinating with pharmacies
- Checking the PDMP when initiating or refilling prescriptions
- Conducting periodic confirmatory drug testing for the prescribed BZD

Prescribers can include a note to pharmacists in e-prescriptions requesting that pharmacists only fill BZD prescriptions from their office. Integrated care systems may consider including pharmacists on treatment teams. Some payers, including Medicaid, can implement controlled substance agreements to restrict who is allowed to prescribe controlled substances for a given patient. Controlled substance agreements can specify that patients can only fill prescriptions for controlled substances at a specific pharmacy. Prescribers can also work with payers to request

case managers who can conduct drug utilization reviews, which allows prescribers to see all of a patient's medications, not just those in the PDMP.

Implementing this Guideline

As clinicians and healthcare systems implement this Guideline, they may identify a large population of patients who would benefit from tapering. The recommendation to taper BZD in most older adults “unless there are compelling reasons for continuation” has implications for the estimated 2 million older adults in the US who have been using BZDs for more than 120 days.^{9,167}

The CGC recognizes healthcare systems are already overburdened, and significant workforce challenges may limit the capacity to manage BZD tapering at scale. This may be particularly evident in primary care settings, which are responsible for the majority of BZD prescriptions in the US.¹⁹

As emphasized throughout this Guideline, BZD tapering requires close monitoring and can be clinically complex. Although tapering may be a relatively simple process for some patients, others will experience significant challenges and require closer management. Clinicians and healthcare systems may need to develop strategies for prioritizing those patients who are at the highest risk in the short term. For example, patients who have recently experienced adverse events related to BZDs may be prioritized for tapering over those who have not.

It will be important for healthcare systems and policymakers to consider how to best leverage existing healthcare resources to meet the needs of the population. Models for scaling dissemination of healthcare best practices, such as hub and spoke models and Project ECHO (Extension for Community Healthcare Outcomes), may help address these challenges.¹⁹⁹

Telemedicine may also help extend the existing workforce's capacity. However, telehealth-based interventions will not be appropriate or accessible for all patients; clinicians should determine its appropriateness for a given patient.

Healthcare providers should also be cautious in how they measure and evaluate success. Focusing on reductions in BZD prescribing may lead healthcare systems to ignore important patient outcomes. Evaluations should consider patient experiences as well as adverse events associated with the tapering process. How many patients experience significant protracted withdrawal symptoms? How long do these symptoms last? What are the impacts of BZD tapering on patient quality of life, functionality, physical health outcomes, and mental health outcomes, including suicidality? If BZD tapers are managed poorly there is a real risk for patient harm. Efforts to reduce BZD prescribing must remain focused on improving patient outcomes, considering the whole of their experiences.

Expert Consultation

Some patients will experience more challenges with tapering than others and would benefit from expert consultation. Specialists in addiction medicine, addiction psychiatry, and medical toxicology have the requisite expertise. For older adults, geriatric psychiatry or geriatric medicine specialists may be appropriate. However, workforce shortages limit access to these specialists in many areas of the country.

Clinician Education

Patients have reported difficulty finding knowledgeable providers for BZD tapering.^{128,200} Patients have also reported that their withdrawal symptoms were often ignored, misattributed to recurrence of the conditions for which the BZD was initially prescribed, or misdiagnosed as another condition.^{128,200}

Clinician training is needed on the appropriate use of BZDs, their adverse effects, risks of dependence, withdrawal symptoms, tapering methods, and protracted withdrawal. Education on BZD prescribing and tapering, with monthly feedback on their BZD prescribing rate compared to other local clinicians, has been shown to lead to a reduction in BZD prescriptions and fewer patients taking BZDs long-term.²⁰¹

Technological Innovations

Existing technologies can help support implementation of this Guideline. Automated or smart pill dispensers may support adherence among patients who have memory or cognitive concerns or are at risk for medication misuse.^{202,203} In addition, multiple mobile applications support tracking and management of symptoms common during BZD tapering (eg, sleep impairment, anxiety, depression).²⁰⁴⁻²⁰⁸ Clinicians can consider whether these technologies may support an individual patient's needs.

Final Thoughts

Many of the topics discussed in this Guideline lacked controlled studies. Our systematic review found no trials comparing BZD tapering strategies or other important aspects of managing patients who are taking prescribed BZDs and likely to have developed physical dependence. Further research into best practices for BZD tapering strategies that support patient safety and optimal outcomes is urgently needed.

Bibliography

1. Centers for Disease Control and Prevention. Multiple Cause of Death Data 2000-2020 on CDC WONDER Online Database. December 2021 ed. CDC WONDER: Centers for Disease Control and Prevention, National Center for Health Statistics; 2021.
2. Soyka M. Treatment of benzodiazepine dependence. *N Engl J Med*. 2017;376(12):1147-1157. doi:10.1056/NEJMra1611832
3. Lader M. Benzodiazepines revisited--will we ever learn? *Addiction*. 2011;106(12):2086-2109. doi:10.1111/j.1360-0443.2011.03563.x
4. US Food and Drug Administration. FDA Drug Safety Communication. Updated 09-23-2020. Accessed August 1, 2024. <https://www.fda.gov/media/142368/download>
5. U.S. Department of Health and Human Services, Substance Abuse and Mental Health Services Administration, Center for Behavioral Health Statistics and Quality. National Survey on Drug Use and Health 2023 Detail Files. Retrieved from <https://datafiles.samhsa.gov>. 2024.
6. Symphony Health Metys™, data years 2013-2023. June 2024.
7. Bachhuber MA, Hennessy S, Cunningham CO, Starrels JL. Increasing benzodiazepine prescriptions and overdose mortality in the United States, 1996-2013. *Am J Public Health*. 2016;106(4):686-688. doi:10.2105/AJPH.2016.303061
8. Jones CM, McAninch JK. Emergency department visits and overdose deaths from combined use of opioids and benzodiazepines. *Am J Prev Med*. 2015;49(4):493-501. doi:10.1016/j.amepre.2015.03.040
9. Olfson M, King M, Schoenbaum M. Benzodiazepine use in the United States. *JAMA Psychiatry*. 2015;72(2):136-142. doi:10.1001/jamapsychiatry.2014.1763
10. Gerlach LB, Maust DT, Leong SH, Mavandadi S, Oslin DW. Factors associated with long-term benzodiazepine use among older adults. *JAMA Intern Med*. 2018;178(11):1560-1562. doi:10.1001/jamainternmed.2018.2413
11. Kan CC, Hilberink SR, Breteler MH. Determination of the main risk factors for benzodiazepine dependence using a multivariate and multidimensional approach. *Compr Psychiatry*. 2004;45(2):88-94. doi:10.1016/j.comppsy.2003.12.007
12. Tournier M, Benard-Laribiere A, Jollant F, et al. Risk of suicide attempt and suicide associated with benzodiazepine: A nationwide case crossover study. *Acta Psychiatr Scand*. 2023;148(3):233-241. doi:10.1111/acps.13582
13. Dodds TJ. Prescribed Benzodiazepines and Suicide Risk: A Review of the Literature. *Prim Care Companion CNS Disord*. 2017;19(2):16r02037. doi:10.4088/PCC.16r02037
14. Santo L, Rui P, Ashman JJ. Physician office visits at which benzodiazepines were prescribed: findings from 2014-2016 National Ambulatory Medical Care Survey. *Natl Health Stat Report*. 2020;(137):1-16.

15. Curran HV, Collins R, Fletcher S, Kee SC, Woods B, Iliffe S. Older adults and withdrawal from benzodiazepine hypnotics in general practice: effects on cognitive function, sleep, mood and quality of life. *Psychol Med*. 2003;33(7):1223-1237. doi:10.1017/s0033291703008213
16. American Psychiatric Association. *Diagnostic and Statistical Manual of Mental Disorders, Fifth Edition, Text Revision*. American Psychiatric Association; 2022:1120.
17. Blanco C, Han B, Jones CM, Johnson K, Compton WM. Prevalence and Correlates of Benzodiazepine Use, Misuse, and Use Disorders Among Adults in the United States. *J Clin Psychiatry*. 2018;79(6)doi:10.4088/JCP.18m12174
18. Department of Justice Announces DEA Seizures of Historic Amounts of Deadly Fentanyl-Laced Fake Pills in Public Safety Surge to Protect U.S. Communities. US Dept of Justice; September 30, 2021. <https://www.justice.gov/opa/pr/departement-justice-announces-dea-seizures-historic-amounts-deadly-fentanyl-laced-fake-pills>
19. Agarwal SD, Landon BE. Patterns in outpatient benzodiazepine prescribing in the United States. *JAMA Netw Open*. 2019;2(1):e187399-e187399. doi:10.1001/jamanetworkopen.2018.7399
20. O'Brien C P. Benzodiazepine use, abuse, and dependence. *J Clin Psychiatry*. 2005;66 Suppl 2:28-33.
21. Sun EC, Dixit A, Humphreys K, Darnall BD, Baker LC, Mackey S. Association between concurrent use of prescription opioids and benzodiazepines and overdose: retrospective analysis. *BMJ*. 2017;356:j760. doi:10.1136/bmj.j760
22. Park TW, Saitz R, Ganoczy D, Ilgen MA, Bohnert AS. Benzodiazepine prescribing patterns and deaths from drug overdose among US veterans receiving opioid analgesics: case-cohort study. *BMJ*. 2015;350:h2698. doi:10.1136/bmj.h2698
23. US Food and Drug Administration. *FDA warns about serious risks and death when combining opioid pain or cough medicines with benzodiazepines; requires its strongest warning*. 2016.
24. Kroenke K, Alford DP, Argoff C, et al. Challenges with implementing the Centers for Disease Control and Prevention opioid guideline: a consensus panel report. *Pain Med*. 2019;20(4):724-735. doi:10.1093/pm/pny307
25. US Food and Drug Administration. FDA Drug Safety Communication: FDA identifies harm reported from sudden discontinuation of opioid pain medicines and requires label changes to guide prescribers on gradual, individualized tapering. *US Food and Drug Administration*. 2019. <https://www.fda.gov/media/122935/download?attachment>
26. Coffin PO RC, Oman N, Sinchek K, Santos G-M, Faul M, et al. Illicit opioid use following changes in opioids prescribed for chronic non-cancer pain. *PLoS ONE*. 2020;15(5):e0232538.
27. Pétursson H. The benzodiazepine withdrawal syndrome. *Addiction*. 1994;89(11):1455-1459. doi:<https://doi.org/10.1111/j.1360-0443.1994.tb03743.x>

28. GRADE Working Group. Welcome to the GRADE working group. Accessed June 6, 2024, <https://www.gradeworkinggroup.org/>
29. RAND. Delphi Method. Accessed June 6, 2024, <https://www.rand.org/topics/delphi-method.html>
30. Schünemann H, Brożek J, Guyatt G, Oxman A, eds. GRADE Handbook. Updated October 2013. <https://gdt.gradepro.org/app/handbook/handbook.html>
31. Griffiths RR, Weerts EM. Benzodiazepine self-administration in humans and laboratory animals--implications for problems of long-term use and abuse. *Psychopharmacology (Berl)*. 1997;134(1):1-37. doi:10.1007/s002130050422
32. Lee JY, Farrell B, Holbrook AM. Deprescribing benzodiazepine receptor agonists taken for insomnia: a review and key messages from practice guidelines. *Pol Arch Intern Med*. 2019;129(1):43-49. doi:10.20452/pamw.4391
33. Pottie K, Thompson W, Davies S, et al. Deprescribing benzodiazepine receptor agonists: evidence-based clinical practice guideline. *Can Fam Physician*. 2018;64(5):339-351.
34. Vinkers CH, Olivier B. Mechanisms Underlying Tolerance after Long-Term Benzodiazepine Use: A Future for Subtype-Selective GABA(A) Receptor Modulators? *Adv Pharmacol Sci*. 2012;2012:416864. doi:10.1155/2012/416864
35. Glass J, Lanctot KL, Herrmann N, Sproule BA, Busto UE. Sedative hypnotics in older people with insomnia: meta-analysis of risks and benefits. *BMJ*. 2005;331(7526):1169. doi:10.1136/bmj.38623.768588.47
36. Holbrook AM, Crowther R, Lotter A, Cheng C, King D. Meta-analysis of benzodiazepine use in the treatment of insomnia. *CMAJ*. 2000;162(2):225-233.
37. Poly TN, Islam MM, Yang HC, Li YJ. Association between benzodiazepines use and risk of hip fracture in the elderly people: a meta-analysis of observational studies. *Joint Bone Spine*. 2020;87(3):241-249. doi:10.1016/j.jbspin.2019.11.003
38. Rivasi G, Kenny RA, Ungar A, Romero-Ortuno R. Effects of benzodiazepines on orthostatic blood pressure in older people. *Eur J Intern Med*. 2020;72:73-78. doi:10.1016/j.ejim.2019.10.032
39. Yatham LN, Kennedy SH, Parikh SV, et al. Canadian Network for Mood and Anxiety Treatments (CANMAT) and International Society for Bipolar Disorders (ISBD) 2018 guidelines for the management of patients with bipolar disorder. *Bipolar Disord*. 2018;20(2):97-170. doi:10.1111/bdi.12609
40. Bandelow B, Allgulander C, Baldwin DS, et al. World Federation of Societies of Biological Psychiatry (WFSBP) guidelines for treatment of anxiety, obsessive-compulsive and posttraumatic stress disorders – Version 3. Part I: Anxiety disorders. *World J Biol Psychiatry*. 2023;24(2):79-117. doi:10.1080/15622975.2022.2086295
41. Melaragno A. Pharmacotherapy for Anxiety Disorders: From First-Line Options to Treatment Resistance. *Focus*. 2021;19(2):145-160. doi:10.1176/appi.focus.20200048

42. Kita M, Goodkin DE. Drugs Used to Treat Spasticity. *Drugs*. 2000/03/01 2000;59(3):487-495. doi:10.2165/00003495-200059030-00006
43. Kienitz R, Kay L, Beuchat I, et al. Benzodiazepines in the Management of Seizures and Status Epilepticus: A Review of Routes of Delivery, Pharmacokinetics, Efficacy, and Tolerability. *CNS Drugs*. 2022;36(9):951-975. doi:10.1007/s40263-022-00940-2
44. Penovich PE, Rao VR, Long L, Carrazana E, Rabinowicz AL. Benzodiazepines for the Treatment of Seizure Clusters. *CNS Drugs*. 2024;38(2):125-140. doi:10.1007/s40263-023-01060-1
45. Aurora RN, Kristo DA, Bista SR, et al. Update to the AASM Clinical Practice Guideline: "The treatment of restless legs syndrome and periodic limb movement disorder in adults-an update for 2012: practice parameters with an evidence-based systematic review and meta-analyses". *Sleep*. 2012;35(8):1037. doi:10.5665/sleep.1986
46. Francis A. Catatonia: diagnosis, classification, and treatment. *Curr Psychiatry Rep*. 2010;12(3):180-185. doi:10.1007/s11920-010-0113-y
47. Hirjak D, Fricchione G, Wolf RC, Northoff G. Lorazepam in catatonia - Past, present and future of a clinical success story. *Schizophr Res*. 2024;263:27-34. doi:10.1016/j.schres.2023.02.015
48. Howard P, Twycross R, Shuster J, Mihalyo M, Wilcock A. Benzodiazepines. *J Pain Symptom Manage*. 2014;47(5):955-964. doi:10.1016/j.jpainsymman.2014.03.001
49. Tinetti ME, Naik AD, Dindo L, et al. Association of Patient Priorities–Aligned Decision-Making With Patient Outcomes and Ambulatory Health Care Burden Among Older Adults With Multiple Chronic Conditions. *JAMA Intern Med*. 2019;179(12):1688-1697. doi:10.1001/jamainternmed.2019.4235
50. Ballóková AL, Fialová D. Benzodiazepines, Age-Related Pharmacological Changes, and Risk of Falls in Older Adults. *Neuropathology of Drug Addictions and Substance Misuse*. 2016:334-344.
51. Desai HD, Seabolt J, Jann MW. Smoking in Patients Receiving Psychotropic Medications. *CNS Drugs*. 2001;15(6):469-494. doi:10.2165/00023210-200115060-00005
52. Jones JD, Mogali S, Comer SD. Polydrug abuse: a review of opioid and benzodiazepine combination use. *Drug Alcohol Depend*. 2012;125(1-2):8-18. doi:10.1016/j.drugalcdep.2012.07.004
53. Dresser GK, Spence JD, Bailey DG. Pharmacokinetic-pharmacodynamic consequences and clinical relevance of cytochrome P450 3A4 inhibition. *Clin Pharmacokinet*. 2000;38(1):41-57. doi:10.2165/00003088-200038010-00003
54. Gopal DP, Chetty U, O'Donnell P, Gajria C, Blackadder-Weinstein J. Implicit bias in healthcare: clinical practice, research and decision making. *Future Healthc J*. 2021;8(1):40-48. doi:10.7861/fhj.2020-0233

55. Maust DT, Petzold K, Strominger J, Kim HM, Bohnert ASB. Benzodiazepine discontinuation and mortality among patients receiving long-term benzodiazepine therapy. *JAMA Netw Open*. 2023;6(12):e2348557. doi:10.1001/jamanetworkopen.2023.48557
56. Tannenbaum C, Martin P, Tamblyn R, Benedetti A, Ahmed S. Reduction of inappropriate benzodiazepine prescriptions among older adults through direct patient education: the EMPOWER cluster randomized trial. *JAMA Intern Med*. 2014;174(6):890-898. doi:10.1001/jamainternmed.2014.949
57. Vicens C, Bejarano F, Sempere E, et al. Comparative efficacy of two interventions to discontinue long-term benzodiazepine use: cluster randomised controlled trial in primary care. Article. *Br J Psychiatry*. 2014;204(6):471-479. doi:10.1192/bjp.bp.113.134650
58. Hu X. Benzodiazepine withdrawal seizures and management. *The Journal of the Oklahoma State Medical Association*. 2011;104(2):62-65.
59. Edinoff AN, Nix CA, Hollier J, et al. Benzodiazepines: uses, dangers, and clinical considerations. *Neurol Int*. 2021;13(4):594-607. doi:10.3390/neurolint13040059
60. Gerra G, Zaimovic A, Giusti F, Moi G, Brewer C. Intravenous flumazenil versus oxazepam tapering in the treatment of benzodiazepine withdrawal: a randomized, placebo-controlled study. *Addict Biol*. Oct 2002;7(4):385-95. doi:10.1080/1355621021000005973
61. Petrovic M, Pevernagie D, Mariman A, Van Maele G, Afschrift M. Fast withdrawal from benzodiazepines in geriatric inpatients: a randomised double-blind, placebo-controlled trial. *Eur J Clin Pharmacol*. Jan 2002;57(11):759-64. doi:10.1007/s00228-001-0387-4
62. Ait-Daoud N, Hamby AS, Sharma S, Blevins D. A review of alprazolam use, misuse, and withdrawal. *J Addict Med*. 2018;12(1):4-10. doi:10.1097/adm.0000000000000350
63. Joosten EAG, DeFuentes-Merillas L, de Weert GH, Sensky T, van der Staak CPF, de Jong CAJ. Systematic Review of the Effects of Shared Decision-Making on Patient Satisfaction, Treatment Adherence and Health Status. *Psychotherapy and Psychosomatics*. 2008;77(4):219-226. doi:10.1159/000126073
64. Shay LA, Lafata JE. Where Is the Evidence? A Systematic Review of Shared Decision Making and Patient Outcomes. *Medical Decision Making*. 2015;35(1):114-131. doi:10.1177/0272989x14551638
65. Parr JM, Kavanagh DJ, Young RM, McCafferty K. Views of general practitioners and benzodiazepine users on benzodiazepines: a qualitative analysis. *Soc Sci Med*. 2006;62(5):1237-1249. doi:10.1016/j.socscimed.2005.07.016
66. Reeve E, To J, Hendrix I, Shakib S, Roberts MS, Wiese MD. Patient barriers to and enablers of deprescribing: a systematic review. *Drugs Aging*. 2013;30(10):793-807. doi:10.1007/s40266-013-0106-8
67. Lukacena KM, Keck JW, Freeman PR, Harrington NG, Huffmyer MJ, Moga DC. Patients' attitudes toward deprescribing and their experiences communicating with clinicians and pharmacists. *Ther Adv Drug Saf*. 2022;13:20420986221116465. doi:10.1177/20420986221116465

68. Vikander B, Koechling UM, Borg S, Tönne U, Hiltunen AJ. Benzodiazepine tapering: A prospective study. *Nord J Psychiatry*. 2010;64(4):273-282. doi:10.3109/08039481003624173
69. National Institutes for Health and Care Excellence. Medicines associated with dependence or withdrawal symptoms: safe prescribing and withdrawal management for adults. 2022.
70. Robertson S, Peacock EE, Scott R. Benzodiazepine Use Disorder: Common Questions and Answers. *Am Fam Physician*. 2023;108(3):260-266.
71. US Department of Veterans Affairs. VISN 4: EMPOWER Program. <https://marketplace.va.gov/innovations/eliminating-medications-through-patient-ownership-of-end-results>
72. Elwyn G, Frosch D, Thomson R, et al. Shared Decision Making: A Model for Clinical Practice. *J Gen Intern Med*. 2012;27(10):1361-1367. doi:10.1007/s11606-012-2077-6
73. Jackson TA, Wilson D, Richardson S, Lord JM. Predicting outcome in older hospital patients with delirium: a systematic literature review. *Int J Geriatr Psychiatry*. 2016;31(4):392-399. doi:10.1002/gps.4344
74. Golüke NMS, van de Vorst IE, Vaartjes IH, et al. Risk factors for in-hospital mortality in patients with dementia. *Maturitas*. 2019;129:57-61. doi:<https://doi.org/10.1016/j.maturitas.2019.08.007>
75. Schweizer E, Rickels K, Case WG, Greenblatt DJ. Long-term Therapeutic Use of Benzodiazepines: II. Effects of gradual taper. *Arch Gen Psychiatry*. 1990;47(10):908-915.
76. Oude Voshaar RC, Gorgels WJ, Mol AJ, et al. Tapering off long-term benzodiazepine use with or without group cognitive-behavioural therapy: three-condition, randomised controlled trial. *Br J Psychiatry*. 2003;182:498-504. doi:10.1192/bjp.182.6.498
77. Baandrup L, Ebdrup BH, Rasmussen J, Lindschou J, Gluud C, Glenthøj BY. Pharmacological interventions for benzodiazepine discontinuation in chronic benzodiazepine users. *Cochrane Database Syst Rev*. 2018;3(3):Cd011481. doi:10.1002/14651858.CD011481.pub2
78. Ashton H. Protracted withdrawal syndromes from benzodiazepines. *J Subst Abuse Treat*. 1991;8(1-2):19-28. doi:10.1016/0740-5472(91)90023-4
79. Baldwin DS. Clinical management of withdrawal from benzodiazepine anxiolytic and hypnotic medications. *Addiction*. 2022;117(5):1472-1482. doi:10.1111/add.15695
80. Ashton CH. *Benzodiazepines: How They Work and How to Withdraw (The Ashton Manual)*. Institute of Neuroscience, Newcastle University; 2002.
81. Horowitz M, Taylor DM. *Chapter 3: Safe Deprescribing of Benzodiazepines and Z-drugs*. The Maudsley Deprescribing Guidelines: Antidepressants, Benzodiazepines, Gabapentinoids and Z-drugs. WILEY Blackwell; 2024.

82. Michelini S, Cassano GB, Frare F, Perugi G. Long-term use of benzodiazepines: tolerance, dependence and clinical problems in anxiety and mood disorders. *Pharmacopsychiatry*. 1996;29(4):127-134. doi:10.1055/s-2007-979558
83. Gold J, Ward K. AAPP Pharmacist Toolkit: Benzodiazepine Taper [Internet]. Lincoln, NE: American Association of Psychiatric Pharmacists, 2022. [revised Sept 26, 2022]. <https://aapp.org/guideline/benzo>
84. Vorma H, Naukkarinen HH, Sarna SJ, Kuoppasalmi KI. Predictors of benzodiazepine discontinuation in subjects manifesting complicated dependence. *Subst Use Misuse*. 2005;40(4):499-510. doi:10.1081/ja-200052433
85. Allison C, Pratt JA. Neuroadaptive processes in GABAergic and glutamatergic systems in benzodiazepine dependence. *Pharmacol Ther*. May 2003;98(2):171-95. doi:10.1016/s0163-7258(03)00029-9
86. Brandt J, Bressi J, Le ML, et al. Prescribing and deprescribing guidance for benzodiazepine and benzodiazepine receptor agonist use in adults with depression, anxiety, and insomnia: an international scoping review. *EClinicalMedicine*. 2024;70:102507. doi:10.1016/j.eclinm.2024.102507
87. Weich S, Pearce HL, Croft P, et al. Effect of anxiolytic and hypnotic drug prescriptions on mortality hazards: retrospective cohort study. *BMJ*. 2014;348:g1996. doi:10.1136/bmj.g1996
88. Abrahamsson T, Berge J, Öjehagen A, Håkansson A. Benzodiazepine, z-drug and pregabalin prescriptions and mortality among patients in opioid maintenance treatment-A nationwide register-based open cohort study. *Drug Alcohol Depend*. 2017;174:58-64. doi:10.1016/j.drugalcdep.2017.01.013
89. Richardson K, Loke YK, Fox C, et al. Adverse effects of Z-drugs for sleep disturbance in people living with dementia: a population-based cohort study. *BMC Med*. 2020;18(1):351. doi:10.1186/s12916-020-01821-5
90. Haines A, Shadyab AH, Saquib N, Kamensky V, Stone K, Wassertheil-Smoller S. The association of hypnotics with incident cardiovascular disease and mortality in older women with sleep disturbances. *Sleep Med*. 2021;83:304-310. doi:10.1016/j.sleep.2021.04.032
91. El-Solh AA, Lawson Y, Wilding GE. The risk of major adverse cardiovascular events associated with the use of hypnotics in patients with insomnia. *Sleep Health*. 2023;9(5):717-725. doi:10.1016/j.sleh.2023.05.006
92. Ng BJ, Le Couteur DG, Hilmer SN. Deprescribing benzodiazepines in older patients: impact of interventions targeting physicians, pharmacists, and patients. *Drugs Aging*. 2018;35(6):493-521.
93. Greenblatt DJ, Shader RI, Harmatz JS. Implications of Altered Drug Disposition in the Elderly: Studies of Benzodiazepines. *J Clin Pharmacol*. 1989;29(10):866-872. doi:<https://doi.org/10.1002/j.1552-4604.1989.tb03246.x>

94. Wastesson JW, Morin L, Tan ECK, Johnell K. An update on the clinical consequences of polypharmacy in older adults: a narrative review. *Expert Opin Drug Saf.* 2018;17(12):1185-1196. doi:10.1080/14740338.2018.1546841
95. Leelakanok N, Holcombe AL, Lund BC, Gu X, Schweizer ML. Association between polypharmacy and death: A systematic review and meta-analysis. *J Am Pharm Assoc (2003).* 2017;57(6):729-738.e10. doi:10.1016/j.japh.2017.06.002
96. Conn D, Gibson M, McCabe D. National guidelines for seniors' mental health: the assessment and treatment of mental health issues in long-term care homes (focus on mood and behavior symptoms). Toronto, ON: Canadian Coalition for Seniors' Mental health; 2014.
97. Bureau of Justice Assistance. *Guidelines for Managing Substance Withdrawal in Jails.* 2023. Accessed May 3, 2024. https://www.cossup.org/Content/Documents/JailResources/Guidelines_for_Managing_Substance-Withdrawal_in_Jails_6-6-23_508.pdf
98. Ogonna CI, Lembke A. Tapering patients off of benzodiazepines. *Am Fam Physician.* 2017;96(9):606-610.
99. Mets MA, Volkerts ER, Olivier B, Verster JC. Effect of hypnotic drugs on body balance and standing steadiness. *Sleep Med Rev.* 2010;14(4):259-267. doi:10.1016/j.smrv.2009.10.008
100. US Food and Drug Administration. *FDA Drug Safety Communication: FDA requiring Boxed Warning updated to improve safe use of benzodiazepine drug class.* 2020. <https://www.fda.gov/media/142368/download>
101. Brett J, Murnion B. Management of benzodiazepine misuse and dependence. *Aust Prescr.* 2015;38(5):152-155. doi:10.18773/austprescr.2015.055
102. Raju B, Meagher D. Patient-controlled benzodiazepine dose reduction in a community mental health service. *Ir J Psychol Med.* 2005;22(2):42-45. doi:10.1017/S0790966700008909
103. Barros VV, Opaleye ES, Demarzo M, et al. Effects of mindfulness-based relapse prevention on the chronic use of hypnotics in treatment-seeking women with insomnia: a randomized controlled trial. *Int J Behav Med.* 2022;29(3):266-277. doi:10.1007/s12529-021-10002-4
104. Soni A, Thiyagarajan A, Reeve J. Feasibility and effectiveness of deprescribing benzodiazepines and z-drugs: systematic review and meta-analysis. *Addiction.* 2022;118(1):7-16.
105. Darker CD, Sweeney BP, Barry JM, Farrell MF, Donnelly-Swift E. Psychosocial interventions for benzodiazepine harmful use, abuse or dependence. *Cochrane Database Syst Rev.* 2015;(5):Cd009652. doi:10.1002/14651858.CD009652.pub2
106. Lynch T, Ryan C, Hughes CM, et al. Brief interventions targeting long-term benzodiazepine and Z-drug use in primary care: a systematic review and meta-analysis. *Addiction.* 2020;115(9):1618-1639.

107. Lahteenmaki R, Puustinen J, Vahlberg T, et al. Melatonin for sedative withdrawal in older patients with primary insomnia: a randomized double-blind placebo-controlled trial. *Br J Clin Pharmacol*. 2014;77(6):975-985. doi:10.1111/bcp.12294
108. Croke L. Deprescribing benzodiazepine receptor agonists for insomnia in adults. *Am Fam Physician*. 2019;99(1):57-58.
109. Klee A, Chinman M, Kearney L. Peer specialist services: new frontiers and new roles. *Psychol Serv*. 2019;16(3):353-359. doi:10.1037/ser0000332
110. Klein E CV, Stolk J, Lenox RH. Alprazolam withdrawal in patients with panic disorder and generalized anxiety disorder: vulnerability and effect of carbamazepine. *Am J Psychiatry*. 1994;151(12):1760-1766.
111. Schweizer E, Rickels K, Case WG, Greenblatt DJ. Carbamazepine treatment in patients discontinuing long-term benzodiazepine therapy. *Arch Gen Psychiatry*. 1991;48(5):448-452.
112. Welsh JW, Tretyak V, McHugh RK, Weiss RD, Bogunovic O. Review: adjunctive pharmacologic approaches for benzodiazepine tapers. *Drug Alcohol Depend*. 2018;189:96-107. doi:10.1016/j.drugalcdep.2018.04.028
113. Ashton CH, Rawlins MD, Tyrer SP. A double-blind placebo-controlled study of buspirone in diazepam withdrawal in chronic benzodiazepine users. *Br J Psychiatry*. Aug 1990;157:232-8. doi:10.1192/bjp.157.2.232
114. Lader M, Olajide D. A comparison of buspirone and placebo in relieving benzodiazepine withdrawal symptoms. *J Clin Psychopharmacol*. 1987;7(1):11-15.
115. Morton S, Lader M. Buspirone treatment as an aid to benzodiazepine withdrawal. *J Psychopharmacol*. 1995;9(4):331-335.
116. Udelman HD, Udelman DL. Concurrent use of buspirone in anxious patients during withdrawal from alprazolam therapy. *The Journal of Clinical Psychiatry*. 1990;51:46-50.
117. Rickels K, DeMartinis N, Garcıa-Espana F, Greenblatt DJ, Mandos LA, Rynn M. Imipramine and buspirone in treatment of patients with generalized anxiety disorder who are discontinuing long-term benzodiazepine therapy. *Am J Psychiatry*. Dec 2000;157(12):1973-9. doi:10.1176/appi.ajp.157.12.1973
118. Rynn M, Garcia-Espana F, Greenblatt DJ, Mandos LA, Schweizer E, Rickels K. Imipramine and buspirone in patients with panic disorder who are discontinuing long-term benzodiazepine therapy. *J Clin Psychopharmacol*. Oct 2003;23(5):505-8. doi:10.1097/01.jcp.0000088907.24613.3f
119. Busto UE, Sykora K, Sellers EM. A clinical scale to assess benzodiazepine withdrawal. *J Clin Psychopharmacol*. 1989;9(6):412-416.
120. Tyrer P, Murphy S, Riley P. The Benzodiazepine Withdrawal Symptom Questionnaire. *J Affect Disord*. 1990;19(1):53-61. doi:10.1016/0165-0327(90)90009-w

121. Sartori S, Crescioli G, Brilli V, et al. Phenobarbital use in benzodiazepine and z-drug detoxification: a single-centre 15-year observational retrospective study in clinical practice. *Intern Emerg Med.* 2022;17(6):1631-1640. doi:10.1007/s11739-022-02976-0
122. Messinger JC, Hakimi E, Vercollone L. The Use of a Single Dose of Phenobarbital for Inpatient Management of Benzodiazepine Withdrawal: A Case Report. *J Addict Med.* 2023;17(2):230-232. doi:10.1097/ADM.0000000000001071
123. Kawasaki SS, Jacapraro JS, Rastegar DA. Safety and effectiveness of a fixed-dose phenobarbital protocol for inpatient benzodiazepine detoxification. *J Subst Abuse Treat.* 2012;43(3):331-334. doi:10.1016/j.jsat.2011.12.011
124. Gallo A, MacDonald T, Bennett K, Basso-Hulse G, Hulse G. Is the precipitation of anxiety symptoms associated with bolus doses of flumazenil a barrier to its use at low continuous doses in benzodiazepine withdrawal? Article. *J Clin Med.* 2022;11(19)doi:10.3390/jcm11195948
125. MacDonald T, Gallo AT, Basso-Hulse G, Bennett KS, Hulse GK. A double-blind randomised crossover trial of low-dose flumazenil for benzodiazepine withdrawal: A proof of concept. Article. *Drug Alcohol Depend.* 2022;236doi:10.1016/j.drugalcdep.2022.109501
126. Lavonas EJ, Akpunonu PD, Arens AM, et al. 2023 American Heart Association focused update on the management of patients with cardiac arrest or life-threatening toxicity due to poisoning: an update to the American Heart Association guidelines for cardiopulmonary resuscitation and emergency cardiovascular care. *Circulation.* 2023;148(16):e149-e184. doi:10.1161/CIR.0000000000001161
127. Garel N, Greenway KT, Dinh-Williams L-AL, et al. Intravenous ketamine for benzodiazepine deprescription and withdrawal management in treatment-resistant depression: a preliminary report. *Neuropsychopharmacology.* 2023;48(12):1769-1777. doi:10.1038/s41386-023-01689-y
128. Reid Finlayson AJ, Macoubrie J, Huff C, Foster DE, Martin PR. Experiences with benzodiazepine use, tapering, and discontinuation: an Internet survey. *Ther Adv Psychopharmacol.* 2022;12:20451253221082386. doi:10.1177/20451253221082386
129. Ashton CH. Protracted Withdrawal From Benzodiazepines: The Post-Withdrawal Syndrome. *Psychiatr Ann.* 1995;25(3):174-179.
130. Cosci F, Chouinard G. Acute and Persistent Withdrawal Syndromes Following Discontinuation of Psychotropic Medications. *Psychother Psychosom.* 2020;89(5):283-306. doi:10.1159/000506868
131. Fixsen AM, Ridge D. Stories of hell and healing: internet users' construction of benzodiazepine distress and withdrawal. *Qual Health Res.* 2017;27(13):2030-2041. doi:10.1177/1049732317728053
132. Huff C, Reid Finlayson AJ, Foster DE, Martin PR. Enduring neurological sequelae of benzodiazepine use: an Internet survey. *Ther Adv Psychopharmacol.* 2023;13:20451253221145561. doi:10.1177/20451253221145561

133. Ritvo AD, Foster DE, Huff C, Reid Finlayson AJ, Silvernail B, Martin PR. Long-term consequences of benzodiazepine-induced neurological dysfunction: A survey. *PLoS One*. 2023;18(6):e0285584. doi:10.1371/journal.pone.0285584
134. Babu KM, Brent J, Juurlink DN. Prevention of Opioid Overdose. *N Engl J Med*. 2019;380(23):2246-2255. doi:10.1056/NEJMra1807054
135. Zedler B, Xie L, Wang L, et al. Development of a Risk Index for Serious Prescription Opioid-Induced Respiratory Depression or Overdose in Veterans' Health Administration Patients. *Pain Med*. 2015;16(8):1566-1579. doi:10.1111/pme.12777
136. Zedler BK, Saunders WB, Joyce AR, Vick CC, Murrelle EL. Validation of a Screening Risk Index for Serious Prescription Opioid-Induced Respiratory Depression or Overdose in a US Commercial Health Plan Claims Database. *Pain Med*. 2018;19(1):68-78. doi:10.1093/pm/pnx009
137. Simon J, Gehret J, Stolzenberg D, et al. Concomitant Use of Opioids and Benzodiazepines in the Outpatient Setting. *PM&R*. 2019;11(4):337-343. doi:10.1016/j.pmrj.2018.09.026
138. Nielsen S, Lintzeris N, Bruno R, et al. Benzodiazepine Use among Chronic Pain Patients Prescribed Opioids: Associations with Pain, Physical and Mental Health, and Health Service Utilization. *Pain Med*. 2015;16(2):356-366. doi:10.1111/pme.12594
139. Dowell D, Ragan KR, Jones CM, Baldwin GT, Chou R. CDC Clinical Practice Guideline for Prescribing Opioids for Pain - United States, 2022. *MMWR Recomm Rep* 2022. 2022;71(No. RR-3):1-95. doi:<http://dx.doi.org/10.15585/mmwr.rr7103a1>
140. Department of Veterans Affairs, Department of Defense. VA/DoD Clinical Practice Guideline for the Management of Substance Use Disorders. 2021.
141. Waller RC, Boyle MP, Daviss SR, et al, eds. *The ASAM Criteria: Treatment Criteria for Addictive, Substance-Related, and Co-occurring Conditions, Volume 1: Adults*. 4th ed. Hazelden Publishing; 2023.
142. McCabe SE, West BT, Jutkiewicz EM, Boyd CJ. Multiple DSM-5 substance use disorders: A national study of US adults. *Hum Psychopharmacol*. 2017;32(5):e2625. doi:10.1002/hup.2625
143. European Monitoring Centre for Drugs and Drug Addiction. New benzodiazepines in Europe - a review. Luxembourg: Publications Office of the European Union; 2021.
144. Center for Substance Use Addiction and Health Research. DEA Emerging Threat Reports. Updated 04/20/2023. Accessed October 1, 2024. <https://cesar.umd.edu/publications/dea-emerging-threat-reports>
145. American Society of Addiction Medicine. The ASAM National Practice Guideline for the Treatment of Opioid Use Disorder: 2020 Focused Update. *J Addict Med*. 2020;14(2S Suppl 1):1-91. doi:10.1097/adm.0000000000000633
146. Lingford-Hughes AR, Welch S, Peters L, Nutt DJ. BAP updated guidelines: evidence-based guidelines for the pharmacological management of substance abuse, harmful use,

- addiction and comorbidity: recommendations from BAP. *J Psychopharmacol*. 2012;26(7):899-952. doi:10.1177/0269881112444324
147. American Society of Addiction Medicine. Appropriate use of drug testing in clinical addiction medicine. *J Addict Med*. 2017;11(3):163-173. doi:10.1097/ADM.0000000000000323
148. Mayo Clinic Laboratories. Benzodiazepines. Accessed June 13, 2024, <https://qa.backend.mayocliniclabs.com/test-info/drug-book/benzodiazepines.html#:~:text=Benzodiazepines%20are%20extensively%20metabolized%20C%20and,be%20detected%20after%20diazepam%20use.&text=Chlordiazepoxide%20is%20metabolized%20to%20nordiazepam,be%20detected%20after%20chlordiazepoxide%20use>.
149. Substance Abuse and Mental Health Services Administration. *Substance Abuse and Mental Health Services Administration: Harm Reduction Framework*. 2023. <https://www.samhsa.gov/sites/default/files/harm-reduction-framework.pdf>
150. Power KG, Jerrom DW, Simpson RJ, Mitchell M. Controlled study of withdrawal symptoms and rebound anxiety after six week course of diazepam for generalised anxiety. *Br Med J (Clin Res Ed)*. 1985;290(6477):1246-1248. doi:10.1136/bmj.290.6477.1246
151. Sirdifield C, Chipchase SY, Owen S, Siriwardena AN. A systematic review and meta-synthesis of patients' experiences and perceptions of seeking and using benzodiazepines and z-drugs: towards safer prescribing. *Patient*. 2017;10(1):1-15.
152. Iliffe S, Curran HV, Collins R, Yuen Kee SC, Fletcher S, Woods B. Attitudes to long-term use of benzodiazepine hypnotics by older people in general practice: findings from interviews with service users and providers. *Aging Ment Health*. 2004;8(3):242-248. doi:10.1080/13607860410001669778
153. Dikeos DG, Soldatos CR. The pharmacotherapy of insomnia: efficacy and rebound with hypnotic drugs. *Prim Care Companion J Clin Psychiatry*. 2002;4(Suppl 1):27-32.
154. Chouinard G, Labonte A, Fontaine R, Annable L. New concepts in benzodiazepine therapy: Rebound anxiety and new indications for the more potent benzodiazepines. *Prog in Neuropsychopharmacology Biol Psychiatry*. 1983;7(4):669-673. doi:[https://doi.org/10.1016/0278-5846\(83\)90043-X](https://doi.org/10.1016/0278-5846(83)90043-X)
155. Parr JM, Kavanagh DJ, Cahill L, Mitchell G, Mc DYR. Effectiveness of current treatment approaches for benzodiazepine discontinuation: a meta-analysis. *Addiction*. 2009;104(1):13-24. doi:10.1111/j.1360-0443.2008.02364.x
156. Takeshima M, Otsubo T, Funada D, et al. Does cognitive behavioral therapy for anxiety disorders assist the discontinuation of benzodiazepines among patients with anxiety disorders? A systematic review and meta-analysis. *Psychiatry Clin Neurosci*. 2021;75(4):119-127. doi:<https://doi.org/10.1111/pcn.13195>
157. Takaesu Y, Utsumi T, Okajima I, et al. Psychosocial intervention for discontinuing benzodiazepine hypnotics in patients with chronic insomnia: a systematic review and meta-analysis. *Sleep Med Rev*. 2019;48:101214. doi:10.1016/j.smrv.2019.101214

158. Posner K, Brown GK, Stanley B, et al. The Columbia–Suicide Severity Rating Scale: initial validity and internal consistency findings from three multisite studies with adolescents and adults. *Am J Psychiatry*. 2011;168(12):1266-1277.
159. Horowitz LM, Snyder DJ, Boudreaux ED, et al. Validation of the Ask Suicide-Screening Questions for Adult Medical Inpatients: A Brief Tool for All Ages. *Psychosomatics*. Nov-Dec 2020;61(6):713-722. doi:10.1016/j.psych.2020.04.008
160. Popish SJ, Wells DL. Re-evaluating the Use of Benzodiazepines, A VA Clinician's Guide. 2016.
161. Braun P, Greenberg D, Dasberg H, Lerer B. Core symptoms of posttraumatic stress disorder unimproved by alprazolam treatment. *J Clin Psychiatry*. 1990;51(6):236-238.
162. Cates ME, Bishop MH, Davis LL, Lowe JS, Woolley TW. Clonazepam for Treatment of Sleep Disturbances Associated with Combat-Related Posttraumatic Stress Disorder. *Ann Pharmacother*. 2004;38(9):1395-1399. doi:10.1345/aph.1E043
163. Guina J, Rossetter SR, De RB, Nahhas RW, Welton RS. Benzodiazepines for PTSD: a systematic review and meta-analysis. *J Psychiatr Pract*. Jul 2015;21(4):281-303. doi:10.1097/pra.0000000000000091
164. Freeman D, Sheaves B, Waite F, Harvey AG, Harrison PJ. Sleep disturbance and psychiatric disorders. *Lancet Psychiatry*. 2020;7(7):628-637. doi:10.1016/S2215-0366(20)30136-X
165. Reeve S, Sheaves B, Freeman D. The role of sleep dysfunction in the occurrence of delusions and hallucinations: A systematic review. *Clin Psychol Rev*. 2015;42:96-115. doi:10.1016/j.cpr.2015.09.001
166. Chapoutot M, Peter-Derex L, Bastuji H, et al. Cognitive Behavioral Therapy and Acceptance and Commitment Therapy for the Discontinuation of Long-Term Benzodiazepine Use in Insomnia and Anxiety Disorders. *Int J Environ Res Public Health*. 2021;18(19)doi:10.3390/ijerph181910222
167. 2022 NSDUH Detailed Tables. National Survey on Drug Use and Health, <https://www.samhsa.gov/data/report/2022-nsduh-detailed-tables>
168. 2023 American Geriatrics Society Beers Criteria Update Expert Panel. American Geriatrics Society 2023 updated AGS Beers Criteria(R) for potentially inappropriate medication use in older adults. *J Am Geriatr Soc*. 2023;71(7):2052-2081. doi:10.1111/jgs.18372
169. Evrard P, Péteïn C, Beuscart JB, Spinewine A. Barriers and enablers for deprescribing benzodiazepine receptor agonists in older adults: a systematic review of qualitative and quantitative studies using the theoretical domains framework. *Implement Sci*. 2022;17(1):41. doi:10.1186/s13012-022-01206-7
170. Rasmussen AF, Poulsen SS, Oldenburg LK, Vermehren C. The barriers and facilitators of different stakeholders when deprescribing benzodiazepine receptor agonists in older patients-a systematic review. *Metabolites*. 2021;11(4)doi:10.3390/metabo11040254

171. McLachlan AJ, Pont LG. Drug metabolism in older people--a key consideration in achieving optimal outcomes with medicines. *J Gerontol A Biol Sci Med Sci*. 2012;67(2):175-180. doi:10.1093/gerona/qlr118
172. Markota M, Rummans TA, Bostwick JM, Lapid MI. Benzodiazepine use in older adults: dangers, management, and alternative therapies. *Mayo Clin Proc*. 2016;91(11):1632-1639. doi:10.1016/j.mayocp.2016.07.024
173. Martin P, Tannenbaum C. Use of the EMPOWER brochure to deprescribe sedative-hypnotic drugs in older adults with mild cognitive impairment. *BMC Geriatr*. 2017;17(1):37. doi:10.1186/s12877-017-0432-5
174. Fogg C, Griffiths P, Meredith P, Bridges J. Hospital outcomes of older people with cognitive impairment: An integrative review. *Int J Geriatr Psychiatry*. 2018;33(9):1177-1197. doi:10.1002/gps.4919
175. Creeley CE, Denton LK. Use of prescribed psychotropics during pregnancy: a systematic review of pregnancy, neonatal, and childhood outcomes. *Brain Sci*. 2019;9(9):235. doi:10.3390/brainsci9090235
176. Meng LC, Lin CW, Chuang HM, Chen LK, Hsiao FY. Benzodiazepine use during pregnancy and risk of miscarriage. *JAMA Psychiatry*. 2024;81(4):366-373. doi:10.1001/jamapsychiatry.2023.4912
177. Freeman MP, Góez-Mogollón L, McInerney KA, et al. Obstetrical and neonatal outcomes after benzodiazepine exposure during pregnancy: Results from a prospective registry of women with psychiatric disorders. *Gen Hosp Psychiatry*. 2018;53:73-79. doi:10.1016/j.genhosppsy.2018.05.010
178. Bellantuono C, Tofani S, Di Sciascio G, Santone G. Benzodiazepine exposure in pregnancy and risk of major malformations: a critical overview. *Gen Hosp Psychiatry*. 2013;35(1):3-8. doi:10.1016/j.genhosppsy.2012.09.003
179. Lind JN, Petersen EE, Lederer PA, et al. Infant and maternal characteristics in neonatal abstinence syndrome--selected hospitals in Florida, 2010-2011. *MMWR Morb Mortal Wkly Rep*. 2015;64(8):213-216.
180. Swortfiguer D, Cissoko H, Giraudeau B, Jonville-Béra AP, Bensouda L, Autret-Leca E. [Neonatal consequences of benzodiazepines used during the last month of pregnancy]. *Arch Pediatr*. 2005;12(9):1327-1331. Retentissement néonatal de l'exposition aux benzodiazépines en fin de grossesse. doi:10.1016/j.arcped.2005.03.055
181. Eleftheriou G, Zandonella Callegher R, Butera R, et al. Consensus panel recommendations for the pharmacological management of pregnant women with depressive disorders. *Int J Environ Res Public Health*. 2023;20(16):6565. doi:10.3390/ijerph20166565
182. Calderon-Margalit R, Qiu C, Ornoy A, Siscovick DS, Williams MA. Risk of preterm delivery and other adverse perinatal outcomes in relation to maternal use of psychotropic medications during pregnancy. *Am J Obstet Gynecol*. 2009;201(6):579.e1-8. doi:10.1016/j.ajog.2009.06.061

183. Whitelaw AG, Cummings AJ, McFadyen IR. Effect of maternal lorazepam on the neonate. *Br Med J (Clin Res Ed)*. 1981;282(6270):1106-1108. doi:10.1136/bmj.282.6270.1106
184. Convertino I, Sansone AC, Marino A, et al. Neonatal Adaptation Issues After Maternal Exposure to Prescription Drugs: Withdrawal Syndromes and Residual Pharmacological Effects. *Drug Saf*. 2016;39(10):903-924. doi:10.1007/s40264-016-0435-8
185. Kieviet N, Dolman KM, Honig A. The use of psychotropic medication during pregnancy: how about the newborn? *Neuropsychiatr Dis Treat*. 2013;9:1257-66. doi:10.2147/ndt.S36394
186. American College of Obstetricians and Gynecologists. Treatment and management of mental health conditions during pregnancy and postpartum: ACOG clinical practice guideline no. 5. *Obstet Gynecol*. 2023;141(6):1262-1288. doi:10.1097/aog.0000000000005202
187. Palagini L, Bramante A, Baglioni C, et al. Insomnia evaluation and treatment during peripartum: a joint position paper from the European Insomnia Network task force "Sleep and Women," the Italian Marce Society and international experts task force for perinatal mental health. *Arch Womens Ment Health*. 2022;25(3):561-575. doi:10.1007/s00737-022-01226-8
188. Gopalan P, Glance JB, Azzam PN. Managing benzodiazepine withdrawal during pregnancy: case-based guidelines. *Arch Womens Ment Health*. 2014;17(2):167-170. doi:10.1007/s00737-013-0388-1
189. Gopalan P, Moses-Kolko E, Valpey R, Shenai N, Smith E. Benzodiazepine withdrawal in pregnant women with opioid use disorders: an observational study of current clinical practices at a tertiary obstetrical hospital. *Gen Hosp Psychiatry*. 2019;57:29-33. doi:10.1016/j.genhosppsy.2018.12.005
190. Kocherlakota P. Neonatal abstinence syndrome. *Pediatrics*. 2014;134(2):e547-e561. doi:10.1542/peds.2013-3524
191. Furugen A, Nishimura A, Kobayashi M, Umazume T, Narumi K, Iseki K. Quantification of eight benzodiazepines in human breastmilk and plasma by liquid-liquid extraction and liquid-chromatography tandem mass spectrometry: application to evaluation of alprazolam transfer into breastmilk. *J Pharm Biomed Anal*. 2019;168:83-93. doi:10.1016/j.jpba.2019.02.011
192. Nishimura A, Furugen A, Umazume T, et al. Benzodiazepine concentrations in the breast milk and plasma of nursing mothers: estimation of relative infant dose. *Breastfeed Med*. 2021;16(5):424-431. doi:10.1089/bfm.2020.0259
193. Abdel-Latif ME, Pinner J, Clews S, Cooke F, Lui K, Oei J. Effects of breast milk on the severity and outcome of neonatal abstinence syndrome among infants of drug-dependent mothers. *Pediatrics*. 2006;117(6):e1163-e1169. doi:10.1542/peds.2005-1561
194. Lvoff NM, Lvoff V, Klaus MH. Effect of the baby-friendly initiative on infant abandonment in a Russian hospital. *Arch Pediatr Adolesc Med*. 2000;154(5):474-477. doi:10.1001/archpedi.154.5.474
195. Peters SM, Knauf KQ, Derbidge CM, Kimmel R, Vannoy S. Demographic and clinical factors associated with benzodiazepine prescription at discharge from psychiatric inpatient treatment. *Gen Hosp Psychiatry*. 2015;37(6):595-600. doi:10.1016/j.genhosppsy.2015.06.004

196. Dore S, Weleff J, Anand A, Thompson NR, Barnett BS. Race, economic status, and disparities in the receipt of benzodiazepine prescriptions in a large primary care sample. *Gen Hosp Psychiatry*. 2023;85:28-34. doi:10.1016/j.genhosppsych.2023.09.002
197. Ribas Roca J, Everett T, Dongarwar D, Salihu HM. Racial-Ethnic Disparities in Benzodiazepine Prescriptions for Anxiety in US Emergency Departments. *J Racial Ethn Health Disparities*. 2023;10(1):334-342. doi:10.1007/s40615-021-01224-z
198. Pearson SA, Soumerai S, Mah C, et al. Racial disparities in access after regulatory surveillance of benzodiazepines. *Arch Intern Med*. 2006;166(5):572-579. doi:10.1001/archinte.166.5.572
199. Komaromy M, Duhigg D, Metcalf A, et al. Project ECHO (Extension for Community Healthcare Outcomes): A New Model for Educating Primary Care Providers about Treatment of Substance Use Disorders. *Subst Abus*. 2016;37(1):20-24. doi:10.1080/08897077.2015.1129388
200. Guy A, Brown M, Lewis S, Horowitz M. The ‘patient voice’: patients who experience antidepressant withdrawal symptoms are often dismissed, or misdiagnosed with relapse, or a new medical condition. *Ther Adv Psychopharmacol*. 2020;10:1-15. doi:10.1177/2045125320967183
201. Vicens C, Leiva A, Bejarano F, et al. Evaluation of a multicomponent intervention consisting of education and feedback to reduce benzodiazepine prescriptions by general practitioners: The BENZORED hybrid type 1 cluster randomized controlled trial. *PLoS Med*. 2022;19(5):e1003983. doi:10.1371/journal.pmed.1003983
202. Hoffmann C, Schweighardt A, Conn KM, et al. Enhanced Adherence in Patients Using an Automated Home Medication Dispenser. *J Healthc Qual*. 2018;40(4):194-200. doi:10.1097/JHQ.0000000000000097
203. Schuman-Olivier Z, Borodovsky JT, Steinkamp J, et al. MySafeRx: a mobile technology platform integrating motivational coaching, adherence monitoring, and electronic pill dispensing for enhancing buprenorphine/naloxone adherence during opioid use disorder treatment: a pilot study. *Addict Sci Clin Pract*. 2018;13(1):21. doi:10.1186/s13722-018-0122-4
204. Hathorn T, Byun YJ, Rosen R, Sharma A. Clinical utility of smartphone applications for sleep physicians. *Sleep Breath*. 2023;27(6):2371-2377.
205. Doty TJ, Stekl EK, Bohn M, Klosterman G, Simonelli G, Collen J. A 2022 Survey of Commercially Available Smartphone Apps for Sleep: Most Enhance Sleep. *Sleep Med Clin*. 2023;18(3):373-384. doi:10.1016/j.jsmc.2023.05.008
206. Lu SC, Xu M, Wang M, et al. Effectiveness and Minimum Effective Dose of App-Based Mobile Health Interventions for Anxiety and Depression Symptom Reduction: Systematic Review and Meta-Analysis. *JMIR Ment Health*. 2022;9(9):e39454. doi:10.2196/39454
207. Rathbone AL, Prescott J. The Use of Mobile Apps and SMS Messaging as Physical and Mental Health Interventions: Systematic Review. *J Med Internet Res*. 2017;19(8):e295. doi:10.2196/jmir.7740

208. Nakao M, Shiotsuki K, Sugaya N. Cognitive-behavioral therapy for management of mental health and stress-related disorders: Recent advances in techniques and technologies. *Biopsychosoc Med*. 2021;15(1):16. doi:10.1186/s13030-021-00219-w

Appendix A. Glossary of Terms

adjunctive interventions: Interventions used in combination with a tapering strategy to treat withdrawal symptoms or otherwise support the tapering process.

care partner: A person who provides support to someone with a chronic condition to help them manage their healthcare needs. The term “care partner” emphasizes the support person’s role in shared decision-making with the patient and their providers and is preferred over “caregiver.”

clinician: A healthcare professional with the scope of practice to provide medical or clinical services.

drug checking: A harm reduction technique that provides drug composition information on drugs from the unregulated market (see **harm reduction**).

drug testing: The process of analyzing a biological specimen to check for the presence of chemicals that indicate exposure to selected substances.

harm reduction: A set of practical strategies and ideas aimed at reducing negative consequences associated with drug use.¹

high daily dose: A BZD dose estimated as more than 15 mg diazepam equivalents (eg, >1.5 mg clonazepam, >3 mg lorazepam, >2 mg alprazolam). See Appendix H for BZD dose equivalents.

inpatient treatment: Intensive 24-hour-a-day medical services delivered in a hospital setting.²

kindling: The phenomenon of increasing severity of seizures with repeated episodes of withdrawal.

level of care: A discrete intensity of clinical services available in a given program or setting (see **setting**).

low daily dose: A BZD dose estimated as 10 mg diazepam equivalents or less (eg, ≤0.5mg clonazepam, ≤2 mg lorazepam, ≤1 mg alprazolam). See Appendix H for BZD dose equivalents.

maintaining: Stopping tapering dose reductions with no plan to further reduce the dose. Also referred to as a partial taper.

medically managed setting: A treatment setting in which care is led by a physician or advanced practice provider. In *The ASAM Criteria*, the primary focus of medically managed programs

is treating withdrawal and/or stabilizing biomedical and psychiatric concerns while also providing the full spectrum of psychosocial services for patients who are able to participate effectively.

moderate daily dose: A BZD dose estimated as 10–15 mg diazepam equivalents (eg, 0.5–1.5 mg clonazepam, 2–3 mg lorazepam, 1–2 mg alprazolam). See Appendix H for BZD dose equivalents.

patient: A person receiving healthcare services.

pausing: Temporarily halting tapering dose reductions to allow time for withdrawal symptoms to subside.

peer support: A process of giving and receiving nonprofessional support from those with lived experience.

physical dependence: The state of an individual who has repeatedly taken a drug and experiences unpleasant physical symptoms if they stop taking it (see **withdrawal**).³

polypharmacy: The use of multiple medications concurrently.

protracted withdrawal: Withdrawal symptoms that persist beyond 6–8 weeks after discontinuing BZDs. Protracted withdrawal may result from a combination of physical and psychological dependence and the neurological effects of benzodiazepines. Also referred to as post-acute withdrawal.

regular use: Daily or near daily use of BZD.

relative infant dose (RID): The percent of a patient’s dose ingested by an infant who is fully breastfed.

shared decision-making: A process by which clinicians and patients work together to make decisions about a patient’s care, taking into account the available evidence and the patient’s needs, preferences, and values.

short-term: Use of BZD for less than a month.

substance use disorder (SUD): A medical illness consisting of a cluster of cognitive, behavioral, and physical symptoms caused by repeated use or misuse of a substance or substances. Characterized by clinically significant impairments in health and social function, as well as impaired control over substance use.^{2,4}

symptom-driven taper: A withdrawal management strategy where medication is administered in response to withdrawal symptoms versus on a specific schedule.

tolerance: A condition in which a drug has diminished effect after persistent use.

warm handoff: A care transition in which the referring clinician facilitates a direct (ie, face-to-face and ideally in-person) introduction of the patient to the receiving clinician at their next level of care.

withdrawal: The collection of symptoms that occur after decrease or elimination of a drug.

Sources:

1. National Harm Reduction Coalition. Principles of Harm Reduction. Updated 2020. Accessed October 20, 2024. <https://harmreduction.org/about-us/principles-of-harm-reduction/>
2. US Department of Health and Human Services, Office of the Surgeon General. Facing Addiction in America: The Surgeon General's Report on Alcohol, Drugs, and Health. US Department of Health and Human Services. Updated 2016. Accessed March 2, 2023. <https://addiction.surgeongeneral.gov/sites/default/files/surgeon-generals-report.pdf>
3. American Psychological Association. APA Dictionary of Psychology. Updated 11/15/2023. Accessed October 20, 2024. <https://dictionary.apa.org/physical-dependence>
4. American Society of Addiction Medicine. The ASAM National Practice Guideline for the Treatment of Opioid Use Disorder: 2020 Focused Update. *J Addict Med.* 2020;14(2S Suppl 1):1-91. doi:10.1097/adm.0000000000000633

Appendix B. Abbreviations and Acronyms

AACP	American Association for Community Psychiatry
AAFP	American Academy of Family Physicians
AAN	American Academy of Neurology
AANP	American Academy of Nurse Practitioners
AAPA	American Academy of Physician Associates
AAPP	American Association of Psychiatric Pharmacists
AASM	American Academy of Sleep Medicine
ACMT	American College of Medical Toxicology
ACOG	American College of Obstetricians and Gynecologists
AGS	American Geriatrics Society
AHRQ	Agency for Healthcare Research and Quality
AMSTAR-2	Assessing the Methodological Quality of Systematic Reviews, revised
AMT	anxiety management training
APA	American Psychiatric Association
ASAM	American Society of Addiction Medicine
ASQ	Ask Suicide-Screening Questions
AUD	alcohol use disorder
BIND	benzodiazepine-induced neurological dysfunction
BWSQ	Benzodiazepine Withdrawal Symptom Questionnaire
BZD	benzodiazepine
CBT	cognitive behavioral therapy
CBT-I	cognitive behavioral therapy for insomnia
CDC	US Centers for Disease Control and Prevention
CGC	Clinical Guideline Committee
CINAHL	Cumulative Index to Nursing and Allied Health Literature
CIWA-Ar	Clinical Institute Withdrawal Assessment of Alcohol Scale, Revised
CIWA-B	Clinical Institute Withdrawal Assessment Scale - Benzodiazepines
CNS	central nervous system
CPG	clinical practice guideline
CPG-MOS	ASAM's Clinical Practice Guideline Methodology Oversight Committee
C-SSRS	Columbia Suicide Severity Rating Scale
CYP	cytochrome P450

DEA	US Drug Enforcement Agency
DoD	US Department of Defense
ECHO	Extension for Community Healthcare Outcomes
ED	emergency department
EHR	electronic health record
EMPOWER	Eliminating Medications through Patient Ownership of End Results study
EMTALA	Emergency Medical Treatment and Active Labor Act
EtD	Evidence to Decision
FDA	US Food and Drug Administration
FIS	floppy infant syndrome
GABA	gamma-aminobutyric acid
GAD	generalized anxiety disorder
GCMS	gas chromatography–mass spectrometry
GRADE	Grading of Recommendations Assessment, Development, and Evaluation
GRADEpro	GRADE profiler software
HPSO	highly potent synthetic opioid
LLC	limited liability company
LOCUS	Level of Care Utilization System
MI	motivational interviewing
MOUD	medications for opioid use disorder
NAS	neonatal abstinence syndrome
NIH	National Institutes of Health
NSDUH	National Survey on Drug Use and Health
OD	opioid use disorder
PDMP	prescription drug monitoring program
PICO	Population, Intervention, Comparator, Outcome
PRISMA	Preferred Reporting Items for Systematic reviews and Meta-Analyses
PROSPERO	International Prospective Register of Systematic Reviews
PTSD	posttraumatic stress disorder
QIC	ASAM’s Quality Improvement Council
RCT	randomized controlled trial
REM	rapid eye movement
RevMan	Cochrane Review Manager
RID	relative infant dose
RIOSORD	Risk Index for Overdose or Serious Opioid-induced Respiratory Depression

RoB2	Cochrane Risk of Bias 2
SAMHSA	Substance Abuse and Mental Health Services Administration
SSRI	selective serotonin reuptake inhibitor
SUD	substance use disorder
VA	US Department of Veterans Affairs
VHA	US Veterans Health Administration
YAWNS NB	Your Answers When Needing Sleep in New Brunswick study

Appendix C. Methodology

A systematic literature review was conducted to establish a foundation of evidence for the recommendations in this Guideline. Methods followed current best practices for systematic reviews from the Agency for Healthcare Research and Quality (AHRQ), including screening and data extraction in duplicate, risk of bias assessment using standardized instruments, and a synthesized narrative summary of findings.¹ In accordance with the Preferred Reporting Items for Systematic reviews and Meta-Analyses (PRISMA) standards, the systematic review was registered prospectively in the International Prospective Register of Systematic Reviews (PROSPERO) database (Identification Number: CRD42023408418).²

The literature review informed the deliberations of a committee of experts, the CGC, as they developed recommendation statements that consider an intervention’s clinical benefits and harms, as well as patient values and preferences. The GRADE method was used to develop recommendations in areas with sufficient evidence.³ Where evidence was lacking, a modified Delphi process was used to develop clinical consensus statements.⁴ As relatively little research has been published on discontinuation of BZD prescriptions in patients with physical dependence, this strategy allowed for the inclusion of guidance in areas with highly limited evidence.

Clinical Practice Guideline Team

Clinical Guideline Committee Formation and Oversight

ASAM’s QIC and CPG-MOS oversaw the development of this Guideline. The FDA provided guidance on but did not dictate the content and development of the Guideline. The QIC, working with partner medical societies and the FDA, oversaw the appointment of clinicians with broad subject matter expertise across medicine, psychiatry, and pharmacology representing regional and demographic diversity to the CGC. Partner medical and professional societies included:

- American Academy of Family Physicians (AAFP)

- American Academy of Neurology (AAN)
- American Academy of Physician Associates (AAPA)
- American College of Medical Toxicology (ACMT)
- American Association of Nurse Practitioners (AANP)
- American Association of Psychiatric Pharmacists (AAPP)
- American College of Obstetricians and Gynecologists (ACOG)
- American Geriatrics Society (AGS)
- American Psychiatric Association (APA)

A list of CGC members, their areas of expertise, and conflict of interest disclosures are available in [Appendix D](#). Members of the CPG-MOS and ASAM’s Ethics Committee reviewed disclosures of interest. No members of the CGC had high level conflicts of interest in relation to the Guideline topic. One member (BS) was determined to have a moderate conflict of interest due to the potential for industry profit from education on the Guideline delivered through their limited liability company (LLC). As a mitigation strategy, this member was asked not to accept financial or any other compensation from for-profit or industry groups for speaking engagements related to the topic of this Guideline for a period of 24 months following the publication of the Guideline.

Patient Panel

ASAM asked leading patient advocacy organizations to nominate representatives to serve on a panel of individuals with lived experience with BZD discontinuation (the Patient Panel). The Patient Panel was engaged during the development process, providing input on the following, in parallel with the CGC:

- Key clinical questions
- Critical and important outcomes
- Recommendation statements
- Full text of the Guideline

This feedback was considered prior to finalization.

The Patient Panel met in combination with the CGC once and separate from the CGC four times. The initial meeting with the Patient Panel (June 2023) and the meeting in combination with the CGC (July 2023) focused on Patient Panel member introductions and lived experiences. The second meeting with the Patient Panel (February 2024) focused on receiving feedback on the initial internal draft of recommendations. The third meeting with the Patient Panel (July 2024) received their feedback on the public comment full guideline draft. The fourth meeting with the Patient Panel (November 2024) focused on how their feedback was incorporated into the final draft prior to approval and endorsement.

Key Questions and Outcome Development

The CGC, with input from the FDA and Patient Panel, identified the following key clinical questions to be addressed by the systematic review and Guideline:

1. What is the efficacy and/or safety of tapering strategies for BZDs?
2. What factors influence the outcomes of BZD tapering and should be monitored?
3. How can shared decision-making and patient-centered health care be utilized to support the effectiveness and safety of BZD tapering?

These questions were used to develop a Population, Intervention, Comparator, Outcome (PICO) framework for identifying relevant research literature to answer each of the key clinical questions.

- **Population:** Adults who have been using one or more BZD medication for at least 2–4 weeks, including those with Benzodiazepine Use Disorder
- **Intervention:** Two types of interventions were considered:
 - Interventions that promote the successful discontinuation of BZD use
 - Interventions that manage withdrawal symptoms when discontinuing BZDs
- **Comparator:** Alternative interventions, treatment as usual, placebo, or active control condition
- **Outcome:** BZD cessation or dose reduction, BZD withdrawal severity, recurrence or rebound of BZD-indicated conditions (eg, insomnia, anxiety), sleep problems, cognition,

mood, quality of life and patient satisfaction, global functioning, study attrition, other substance use, and adverse events

Literature Review

The following databases were searched during March and April 2023: EMBASE, PsycINFO, PubMed, and Cumulative Index to Nursing and Allied Health Literature (CINAHL). Search strategies can be found in Tables C1-C5. The search was limited to controlled trials, cohort studies with a comparison condition, and systematic reviews of RCTs published in English on January 1, 2000, or later. To be included, studies had to have at least 20 adult participants using one or more BZDs at baseline for at least 2 weeks and include a BZD discontinuation strategy aimed at patients (ie, not targeting healthcare systems or provider prescribing behavior). Articles were reviewed in duplicate for inclusion at the title, abstract, and full-text levels (see Figure C1). Discussion and consensus between two research associates resolved uncertainty about article inclusion. Hand-searching for included publications was also completed. Details of the systematic literature review will be published separately. An overview of included articles is included in Table C6.

Three supplemental searches were conducted on predictors for developing BZD withdrawal, patient preferences and values, and validated BZD withdrawal scales. A grey literature search was conducted to search websites for BZD-related literature. The CGC and Patient Panel also provided grey literature.

Table C1. PubMed Search Strategy

PubMed Completed February 3, 2023			
1	(benzodiazepine* OR z-drug OR alprazolam OR bromazepam OR clobazam OR clonazepam OR chlordiazepoxide OR clorazepate OR diazepam OR estazolam OR flunitrazepam OR flurazepam OR halazepam OR midazolam OR medazepam OR lorazepam OR nitrazepam OR oxazepam OR prazepam OR quazepam OR temazepam OR triazolam OR zolpidem OR zopiclone OR eszopiclone OR zaleplon) <i>Search in Title/Abstract</i>	77,807	Eliminated: sedative' or 'hypnotic*' OR BZD-agonist
2	(taper* OR withdraw* OR discontinu* OR deprescribe* OR cessation) <i>Search in Title/Abstract</i>	382,582	Eliminated: detoxif* OR depend* OR "long term" OR reduc*
Combine and filter for English, publication date and Publication Type			
3	1 AND 2 <i>Filters applied: English, from 2000/1/1 - 2023/3/23 [or present date]</i>	3803	
4	Add filters: <i>Clinical Study, Clinical Trial, Guideline, Meta-Analysis, Observational Study, Practice Guideline, Pragmatic Clinical Trial, Randomized Controlled Trial, Systematic Review</i>	780	
Search for studies missed by Publication Type filters			
	CLEAR ALL PUBLICATION TYPE FILTERS		
5*	"Cohort Studies"[Mesh] OR "Risk Assessment"[Mesh] OR Therapy/Narrow[filter] OR Clinical Prediction Guides/Broad[filter]. <i>Filters applied: English, from 2000/1/1 - 2023/3/23</i>	6,359,097	
6	5 and 3	1,694	

Combine two main searches			
7	6 OR 4	1884	

Table C2. Supplemental PubMed Search Strategy

Supplemental Pubmed (non-indexed article search) completed February 14, 2023			
Drugs of interest limited to Title/Abstract			
1	(benzodiazepine* OR z-drug OR alprazolam OR bromazepam OR clobazam OR clonazepam OR chlordiazepoxide OR clorazepate OR diazepam OR estazolam OR flunitrazepam OR flurazepam OR halazepam OR midazolam OR medazepam OR lorazepam OR nitrazepam OR oxazepam OR prazepam OR quazepam OR temazepam OR triazolam OR zolpidem OR zopiclone OR eszopiclone OR zaleplon) <i><u>Search in Title/Abstract</u></i>	77,807	
2	(taper* OR withdraw* OR discontinu* OR deprecise* OR cessation) <i><u>Search in Title/Abstract</u></i>	382,582	
Combine and filter for English, publication date and Publication Type			
3	1 AND 2	6776	
	<i>#3 Sorted by Publication Date (diminishing recency). Filters: from 2022/10/1 - 2023/2/3</i>	117	This search picks up any article published within the 4 months prior to the main PubMed search on 2-3-22 that was as-yet not indexed on that date. Results were exported for Annie's addition to Endnote.

Table C3. PsychInfo Search Strategy

PsychInfo Completed February 7, 2023			
Drugs of interest limited to Title/Abstract			
1	(benzodiazepine* OR z-drug OR alprazolam OR bromazepam OR clobazam OR clonazepam OR chlordiazepoxide OR clorazepate OR diazepam OR estazolam OR flunitrazepam OR flurazepam OR halazepam OR midazolam OR medazepam OR lorazepam OR nitrazepam OR oxazepam OR prazepam OR quazepam OR temazepam OR triazolam OR zolpidem OR zopiclone OR eszopiclone OR zaleplon) <u>Search in Title/Abstract</u>	21,375	
Combine and filter for English, publication date and Publication Type			
2	(taper* OR withdraw* OR discontinu* OR deprescribe* OR cessation) <u>Search in Title/Abstract</u>	85,144	
3	1 AND 2 <i>Filters applied: English, 2000-2023 [or present date]</i>	1802	
4	Narrow 3 by methodology categories: <i>empirical study, quantitative study, longitudinal study, retrospective study, clinical trial, treatment outcome, systematic review, prospective study, meta-analysis, meta-synthesis</i>	998	
Search for studies missed by Methodology filters			
5	Limit 3 by Major Subject: <i>benzodiazepines</i>	467	
6	Limit 3 by Major Subject: <i>drug withdrawal</i>	260	
7	5 AND 6	86	
Combine two main searches			
8	4 OR 7	1026	Search #3 (n=1802) was sorted by relevance. Articles of interest (n=10)

			were selected from the first 50 articles. All 10 could be found in the yield of search #8.
--	--	--	--

Table C4. CINAHL Search Strategy

Cumulated Index to Nursing and Allied Health Literature (CINAHL) Completed February 14, 2023			
Drugs of interest limited to Title/Abstract			
1	(benzodiazepine* OR z-drug OR alprazolam OR bromazepam OR clobazam OR clonazepam OR chlordiazepoxide OR clorazepate OR diazepam OR estazolam OR flunitrazepam OR flurazepam OR halazepam OR midazolam OR medazepam OR lorazepam OR nitrazepam OR oxazepam OR prazepam OR quazepam OR temazepam OR triazolam OR zolpidem OR zopiclone OR eszopiclone OR zaleplon) <i>Search in Title, then in Abstract; combine with 'OR'</i>	13,241	
	CLEAR SEARCH BOXES		
Discontinuation terms of interest limited to Title/Abstract			
2	(taper* OR withdraw* OR discontinu* OR deprecise* OR cessation) <i>Search in Title, then in Abstract; combine with 'OR'</i>	89,154	
	CLEAR SEARCH BOXES		
Combine and filter for English, publication date and Publication Type			
3	1 AND 2 Filters applied: English, from 2000-2023 <i>(These filters are from the lefthand pane when viewing the View Results pane.)</i>	1438	These are the results that were exported and then imported into Annie's Endnote library.
Exclude MEDLINE records			

4	<p>Click 'Edit' button to the right of search #3 in the Search History pane to access Advanced Search options</p> <p>Check 'Exclude MEDLINE'</p> <p>Click 'Save' button at bottom</p>	546	Results from this final step were <u>not used</u> because of problems with export.
---	---	-----	--

Table C5. Embase Search Strategy

Embase Completed March 10, 2023				
DRUGS of INTEREST LIMITED to TITLE and ABSTRACT				
1	<p>(benzodiazepine* OR z-drug OR alprazolam OR bromazepam OR clobazam OR clonazepam OR chlordiazepoxide OR clorazepate OR diazepam OR estazolam OR flunitrazepam OR flurazepam OR halazepam OR midazolam OR medazepam OR lorazepam OR nitrazepam OR oxazepam OR prazepam OR quazepam OR temazepam OR triazolam OR zolpidem OR zopiclone OR eszopiclone OR zaleplon)</p> <p><u>Search in Title/Abstract</u></p>	99,689	NOT: 'hypnotic' OR 'sedative' OR 'BZD-agonist	
2	<p>(taper* OR withdraw* OR discontinu* OR deprescribe* OR cessation)</p> <p><u>Search in Title/Abstract</u></p>	327,291	NOT detoxif* OR depend* OR "long term" OR reduc*	
COMBINE SEARCH 1 and 2				

3	(benzodiazepine* OR z-drug OR alprazolam OR bromazepam OR clobazam OR clonazepam OR chlordiazepoxide OR clorazepate OR diazepam OR estazolam OR flunitrazepam OR flurazepam OR halazepam OR midazolam OR medazepam OR lorazepam OR nitrazepam OR oxazepam OR prazepam OR quazepam OR temazepam OR triazolam OR zolpidem OR zopiclone OR eszopiclone OR zaleplon) <u>Search in Title/Abstract</u> AND (taper* OR withdraw* OR discontinu* OR deprecise* OR cessation) <u>Search in Title/Abstract</u>	4,529	NOT: 'hypnotic' OR 'sedative' OR 'BZD-agonist' NOT detoxif* OR depend* OR "long term" OR reduc*	
FILTER SEARCH 3 for: EMBASE, ENGLISH, PUBLICATION DATE, PUBLICATION TYPE				
4	Filter for EMBASE	4,198		
5	<i>Filter for: EMBASE and English, from 2000 - 2023</i>	2,867		
6	<i>Filter for: EMBASE and English, from 2000 – 2023 and Clinical Study</i>	1,976		

Figure C1. PRISMA diagram for systematic literature review

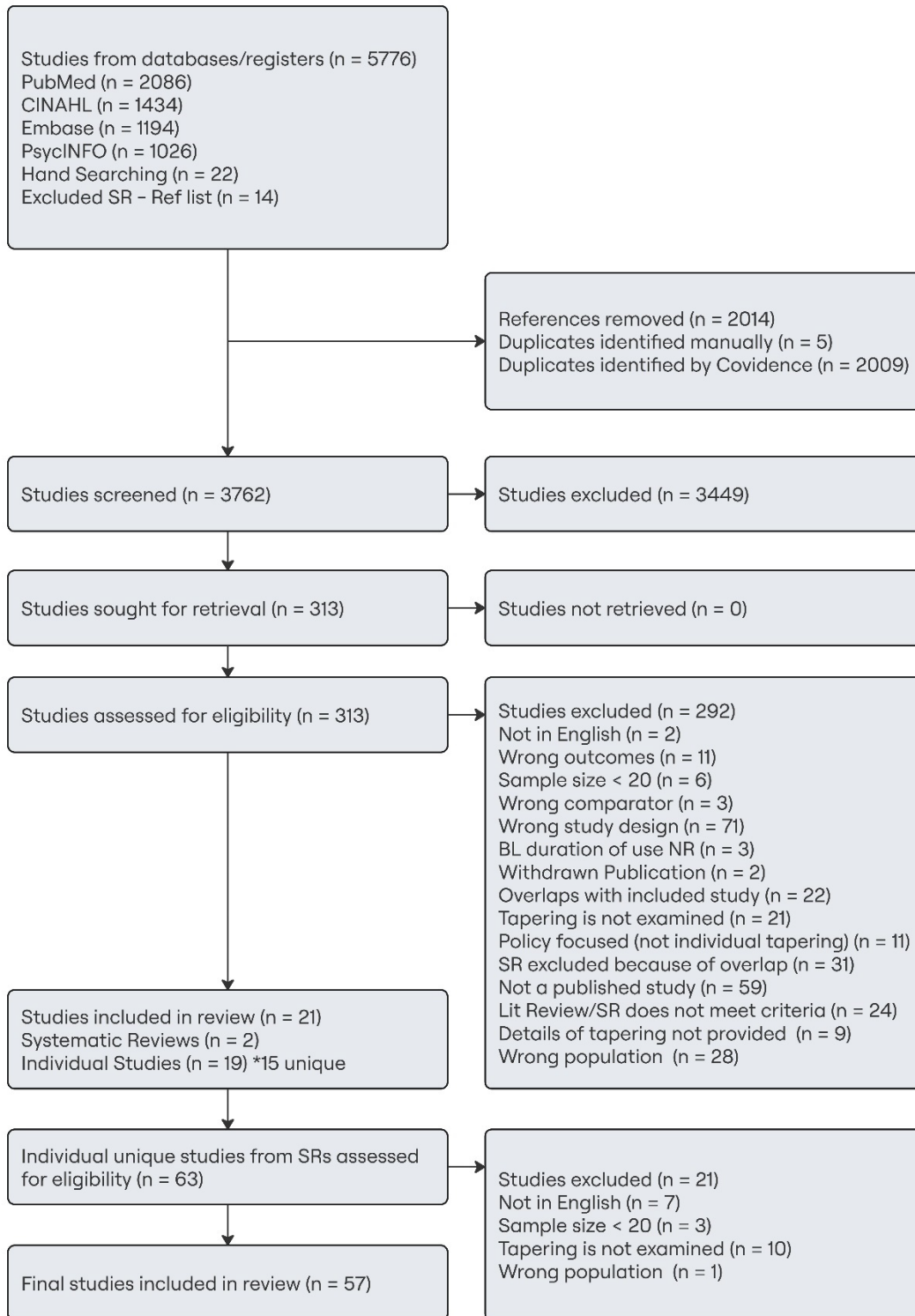


Table C6. Included Studies Overview

Study	Intervention	Comparison	Population	Design	N
Abrupt Cessation					
Gerra 2002	Flumazenil; Taper	Flumazenil + Rapid Taper vs Placebo + Gradual Taper vs Placebo + Abrupt Cessation	Adults who contacted the Substance Abuse Center to request BZD withdrawal services	RCT	50
Petrovic 2002	Taper	Rapid Taper vs Abrupt Cessation	Older adults taking BZDs daily for at least 3 months	RCT	40
Adjunctive Medication					
Lader 1993	Alpidem	Alpidem + Taper vs Placebo +Taper	Adults referred for help in discontinuing their long-term use of BZDs after they experienced difficulty attempting to reduce their dose.	RCT	25
Ashton 1990	Buspirone	Buspirone + Taper vs Placebo + Taper	Adults taking continuous BZDs for at least 6 months who wished to withdraw from BZDs	RCT	23
Lader 1987	Buspirone	Buspirone + Taper vs Placebo + Taper	Adults referred for help discontinuing their long-term use of BZD after they experienced difficulty attempting to reduce their dose.	RCT	24
Morton 1995	Buspirone	Buspirone + Taper vs Placebo + Taper	Adults referred to the BZD Withdrawal Clinic for help with stopping BZD use.	RCT	24
Udelman 1990	Buspirone	Buspirone + Taper vs Placebo + Taper	Adults receiving alprazolam for moderate (or greater) anxiety for at least 3 months	RCT	36
Rickels 2000	Buspirone; Imipramine	Buspirone + Taper vs Imipramine + Taper vs Placebo + Taper	Adults with GAD taking BZDs for at least 12 months	RCT	107
Rynn 2003	Buspirone; Imipramine	Buspirone + Taper vs Imipramine + Taper vs Placebo + Taper	Adults seeking to discontinue their long-term use of BZD to treat panic disorder.	RCT	40
Mercier- Guyon 2004	Captodiamine	Captodiamine + Taper vs Placebo +Taper	Adults prescribed BZDs to treat anxiety disorder for at least 6 months.	RCT	81
Klein 1994	Carbamazepine	Carbamazepine + Taper vs Placebo +Taper	Adults with GAD or panic disorder referred to an anxiety disorder clinic (open trial of alprazolam for 2- months)	RCT	71
Schweizer 1991	Carbamazepine	Carbamazepine + Taper vs Placebo + Taper	Adults with a history of difficulty discontinuing their long-term BZD use	RCT	40
Lemoine 2006	Cyamemzine	Cyamemzine + Abrupt cessation vs Taper	Adults with anxiety disorder taking BZD for at least 3 months	RCT	244
Tyrer 1996	Dothiepin	Dothiepin + Taper vs Placebo + Taper	Outpatients with putative BZD dependence.	RCT	87

Malsch 2001	Kava lactone	Kava lactone + Taper vs Placebo +Taper	Adults taking BZD for phobic disorder, GAD, or adaptation disturbance for at least 14 days	RCT	40
Baandrup 2016a	Melatonin	Melatonin + Taper vs Placebo + Taper	Adults with schizophrenia or bipolar disorder taking BZD for at least 3 months	RCT	80
Cardinali 2002	Melatonin	Melatonin + Taper vs Placebo + Taper	Older adults with minor sleep disturbances who regularly take low-dose BZD	RCT	45
Garfinkel 1999	Melatonin	Melatonin + Taper vs Placebo + Taper	Older adults taking BZD daily for insomnia for more than 6 months	RCT	34
Lahteenmaki 2013	Melatonin	Melatonin + Taper vs Placebo + Taper	Older adults prescribed BZD for primary insomnia, taken regularly at night for at least 1 month	RCT	92
Peles 2007	Melatonin	Melatonin + Taper vs Placebo + Taper	Adults who used non-prescribed BZDs, had opioid dependence, and reported self-administration of illicit heroin for 1 year or more.	RCT	80
Vissers 2007	Melatonin	Melatonin + Taper vs Placebo + Taper	Adults with insomnia taking BZD as a sleeping medication at least 3 days per week for more than 3 months	RCT	38
Romach 1998	Ondansetron	Ondansetron + Taper vs Placebo + Taper	Adults seeking to discontinue their long-term daily use of alprazolam or lorazepam.	RCT	187
GlaxoSmith Kline 2002	Paroxetine	Paroxetine + Taper vs Placebo + Taper	Adults with anxiety disorder taking BZD for at least 6 months	RCT	54
Nakao 2006	Paroxetine	Paroxetine + Taper vs Taper only vs BZD Continuation	Adults without major depression taking BZD for at least 3 months	RCT	45
Zitman 2001	Paroxetine	Paroxetine + Taper vs Placebo + Taper	Adults with major depressive disorder taking BZD daily for at least 3 months	RCT	230
Hadley 2012	Pregabalin	Pregabalin + Taper vs Placebo +Taper	Adult outpatients with GAD receiving stable treatment with a BZD for at least 8 weeks	RCT	106
Schweizer 1995	Progesterone	Progesterone + Taper vs Placebo +Taper	Adults taking BZD daily for at least one year	RCT	43
Rickels 1999	Trazodone; Valproate	Trazodone + Taper vs Valproate +Taper vs Placebo + Taper	Adults on continuous daily treatment with diazepam, lorazepam, or alprazolam for a minimum of 1 year	RCT	78
Vorma 2011	Valproate	Valproate + Taper vs Taper only	Adults with opioid dependence and BZD dependence	RCT	30
Pat-Horenczyk 1998	Zopiclone	Zopiclone + Taper vs Delayed Taper	Adults with a history of long-term use of flunitrazepam to treat insomnia	RCT	24
Adjunctive Psychosocial					
Elliott 2005	CBT	CBT + Taper + Skills Reinforcement vs CBT + Taper	Adults who used illicit drugs, undergoing mandatory reduction of BZD prescription in Scotland	RCT	53

Gosselin 2006	CBT	CBT + Taper vs Non-CBT therapy + Taper	Adults seeking to discontinue their long-term use of BZD to treat GAD	RCT	61
O'Connor 2008	CBT	CBT + Non-CBT therapy + Taper vs Non-CBT therapy + Taper vs Taper only	Adults taking BZD for at least 2 years	RCT	89
Otto 1993	CBT	CBT + Taper vs Taper only	Adult outpatients seeking treatment to discontinue their long-term use of BZD to treat panic disorder.	RCT	33
Otto 2010	CBT	CBT + Taper vs Relaxation training + Taper vs Taper only	Adult outpatients seeking to discontinue their long-term use of BZD	RCT	47
Oude Voshaar 2003a	CBT	CBT + Taper vs Taper only vs TAU	Adults taking BZD regularly for at least 3 months and are unable to stop BZD use on their own.	RCT	180
Spiegel 1994	CBT	CBT + Taper vs Taper	Adults with panic disorder with agoraphobia of at least 6 months and taking alprazolam	RCT	21
Vorma 2002	CBT	CBT + Taper vs Physician Taper	Adults seeking treatment for a primary diagnosis of BZD dependence	RCT	76
Baillargeon 2003	CBT-I	CBT-I + Taper vs Taper only	Older adults with insomnia taking BZD daily for at least 3 months	RCT	65
Belleville 2007	CBT-I	CBT-I + Taper vs Taper only	Adults with sleep difficulties taking BZDs and/or z-drugs	RCT	53
Coteur 2022	CBT-I	CBT-I + Taper vs TAU	Adults who have taken BZD continuously for at least 6 months	RCT	727
Lui 2021	CBT-I	CBT-I + Taper vs Taper only	Charts reviewed for patients referred to a pharmacist for sedative-hypnotic deprescribing	Retrospective chart review	111
Morin 2004	CBT-I	CBT-I + Taper vs CBT-I only vs Taper only	Older adults with chronic insomnia taking BZD for sleep on more than 50% of nights for at least 3 months	RCT	76
Yeung 2019	Electroacupuncture	Electroacupuncture + Taper vs Placebo + Taper	Adults with an included psychiatric diagnosis who were willing to taper their regular BZD use.	RCT	144
Barros 2022	Mindfulness	Brief hypnotic use education + Mindfulness-Based Relapse-Prevention vs Brief education alone	Adult women taking a hypnotic at least 4 times per week for at least 3 months	RCT	52
Elsesser 1996	Relaxation Training	Multi-symptom management training + Taper vs Anxiety management training + Taper	Adults with chronic BZD use with one or more prior attempts at discontinuing use	RCT	44
Gilbert 1993	Relaxation Training	Relaxation training + Reduction encouragement vs BZD Continuation	Residents of two aged care facilities	Prospective cohort study, Comparison group design.	60

Patient Education					
Tannenbaum 2014	EMPOWER	Self-taper booklet (EMPOWER) vs TAU	Older adults with polypharmacy taking a BZD continuously for at least 3 months	RCT	303
Gorgels 2005	Patient Education	Taper letter + Consultation offer vs BZD Continuation	Adults with long-term BZD use identified in the electronic medical record	Prospective controlled cohort trial	352 8
Heather 2004	Patient Education	Consultation + Self-help information vs Taper letter vs BZD Continuation	Adults who have used BZDs continuously for at least 6 months	RCT	272
Ten Wolde 2008	Patient Education	Tailored taper letter vs Multiple tailored taper letters vs Generic taper letter	Adults with chronic BZD use	RCT	508
Vicens 2006	Structured Intervention	Structured Intervention + Taper plan + Follow-up visits vs TAU	Adolescents and adults taking BZDs at least 5 times per week for over a year	RCT	139
Vicens 2014	Structured Intervention	Structured Intervention + Taper plan + Follow-up visits vs Structured Intervention + Taper plan + Written Instructions vs TAU	Adults taking BZD daily for at least 6 months	RCT	532
Rapid Taper Support					
MacDonald 2022	Flumazenil	Flumazenil + Symptom-triggered treatment vs Placebo + Symptom-triggered treatment	Adults taking >10 mg diazepam equivalents BZD daily for at least 3 months.	RCT	26
Taper					
Gopalan 2019	Taper	Gradual taper + Symptom-triggered treatment vs Symptom-triggered treatment	Adults admitted to an inpatient obstetrical unit with a psychiatry consult for BZD withdrawal.	Retrospective cohort study	118
McGregor 2003	Taper	Taper vs Symptom-triggered treatment	Adults seeking treatment for BZD withdrawal who need tapered withdrawal management in an inpatient setting.	RCT	44
Curran 2003	Taper (immediate or delayed)	Immediate Taper vs Delayed Taper vs BZD Continuation	Older adults treating sleep difficulties with daily BZD for at least 6 months, identified via patient record search.	RCT	138
CBT = cognitive behavioral therapy; RCT = randomized controlled trial; TAU = treatment as usual					

Evidence Review

A risk of bias assessment was completed for each included study (n = 57). Quality was rated using the Assessing the Methodological Quality of Systematic Reviews, revised (AMSTAR-2)

tool for systematic reviews, the Cochrane Risk of Bias 2 (RoB 2) tool for randomized trials, and the National Institutes of Health (NIH) tool for observational cohort studies.⁵⁻⁷

The CGC was provided with key information about study methods, risk of bias ratings, and narrative syntheses of the results for each intervention described in the literature review. When the CGC determined the evidence for an intervention was sufficient to potentially lead to a recommendation, the relevant study results were extracted into Cochrane Review Manager (RevMan) software.⁸ Following the best practices outlined in the *Cochrane Handbook for Systematic Reviews of Interventions*, outcome data were pooled and uploaded into GRADE profiler (GRADEpro) software to construct Summary of Findings tables and aid in assessing the quality of evidence for an intervention.^{9,10}

For dichotomous outcomes, fixed-effects Mantel-Haenszel techniques were used to calculate risk ratios. Peto odds ratios were calculated instead in cases where the event rate was <1% in one study arm. The risk difference was used instead if both arms had zero events. For continuous outcomes, fixed effects inverse variance techniques were used to calculate mean differences. If multiple scales were used, the standardized mean difference was calculated.

The certainty of evidence was rated as high, moderate, or low, based on the quality (ie, risk of bias) of the included studies, the consistency and precision of the studies' results, the direct relevance of the studies to the key questions, and the potential for publication bias. The certainty of evidence reflects a level of confidence—or certainty—in how closely effect estimates reflect the true effect and, therefore, the extent to which the evidence can be relied upon when making recommendation decisions.

Recommendation Development

The CGC's decisions on whether a recommendation could be made were based on the available evidence and judgments on the recommendation's expected benefits and harms and its acceptability and feasibility to potential stakeholders. The CGC compiled EtD tables to document the evidence and their judgments for these recommendations (see [Appendix E](#)). The

CGC based decisions on their clinical expertise when clinical evidence for a recommendation was of low quality, unclear, or nonexistent. In these instances, the CGC's clinical expertise guided decisions on whether a recommendation could still be made or should be delayed until further evidence has been produced. The CGC also considered whether failing to make a recommendation could lead to potential harm. The CGC also considered the expected clinical impact, acceptability, and feasibility of consensus-based recommendations. Consensus-based recommendations were labeled with "Clinical Consensus," whereas evidence-based statements include a certainty of evidence rating. A 70% agreement among CGC members was required to approve a recommendation.

The CGC graded the strength of each accepted recommendation as strong or conditional based on the overall balance of risks and benefits, the certainty of the evidence on treatment effects, and patient preferences and values. The CGC worded recommendations to reflect the strength of the statement. For example, "clinicians should" indicates a strong recommendation, while "clinicians can consider" indicates a conditional recommendation. The CGC voted on the recommendations to determine the strength of each statement, with a 70% threshold required for consensus.

External Review

An external review period was conducted prior to publication. ASAM invited major stakeholder organizations, partner organizations, relevant committees, and its Board of Directors to provide comments, and ASAM worked with partner organizations and the FDA to broadly disseminate a call for public comment. The CGC and Patient Panel also provided comments. All comments were combined into an Excel file and summarized by concern. Together with ASAM staff, the CGC reviewed all comments and updated the Guideline as appropriate.

Sources:

1. Agency for Healthcare Research and Quality. Methods Guide for Effectiveness and Comparative Effectiveness Reviews. 2018.

2. Page MJ, McKenzie JE, Bossuyt PM, et al. The PRISMA 2020 statement: an updated guideline for reporting systematic reviews. *BMJ*. 2021;372:n71. doi:10.1136/bmj.n71
3. GRADE Working Group. Welcome to the GRADE working group. Accessed June 6, 2024, <https://www.gradeworkinggroup.org/>
4. RAND. Delphi Method. Accessed June 6, 2024, <https://www.rand.org/topics/delphi-method.html>
5. Shea BJ, Reeves BC, Wells G, et al. AMSTAR 2: a critical appraisal tool for systematic reviews that include randomised or non-randomised studies of healthcare interventions, or both. *BMJ*. 2017;358:j4008. doi:10.1136/bmj.j4008
6. Sterne JAC, Savovic J, Page MJ, et al. RoB 2: a revised tool for assessing risk of bias in randomised trials. *BMJ*. 2019;366:14898. doi:10.1136/bmj.14898
7. National Heart Lung and Blood Institute. Quality Assessment Tool for Observational Cohort and Cross-Sectional Studies. 2021.
8. *Review Manager*. Cochrane; 2024. revman.cochrane.org
9. Higgins JPT, Thomas J, Chandler J, et al, eds. *Cochrane Handbook for Systematic Reviews of Interventions version 6.4*. Cochrane; 2023. www.training.cochrane.org/handbook
10. *GRADEpro GDT: GRADEpro Guideline Development Tool*. 2024. gradepro.org

Appendix D. Disclosures of Interest

I. 2024 Clinical Guideline Committee Member Relationships with Industry and Other Entities

Clinical Guideline Committee Member	Employment	Consultant	Speakers Bureau	Ownership/ Partnership/Organizational, or Principal	Institutional, Other Financial Benefit	Research
Emily Brunner, MD, DFASAM (<i>Chair</i>)	Gateway; Hazelden Betty Ford; Recovery Hope; Henry Ford Hospital (spouse)	None	None	None	None	None
Chwen-Yuen A. Chen, MD, FACP, FASAM	Stanford University; Private Practice	Anonymous Health*; Expert Witness*	None	Private Practice**	None	None
Tracy Klein, PhD, FNP, ARNP, FAANP, FRE, FAAN	Washington State University	Expert Witness*	None	None	Oregon PDMP Advisory Committee	None

Clinical Guideline Committee Member	Employment	Consultant	Speakers Bureau	Ownership/ Partnership/ Organizational, or Principal	Institutional, Other Financial Benefit	Research
Donovan Maust, MD, MS	University of Michigan	Expert Witness**	None	None	None	\$2.9 million NIH grant on BZD related harms among older adults (2018 – 2023)
Maryann Mazer-Amirshahi, PharmD, MD, PhD, MPH, FASAM	MedStar Washington Hospital Center; National Capital Poison Center; Georgetown University	Expert Witness*; FDA Advisory Panels*	None	None	None	None
Marcia Mecca, MD	VA Connecticut	None	None	None	None	None

Clinical Guideline Committee Member	Employment	Consultant	Speakers Bureau	Ownership/ Partnership/ Organizational, or Principal	Institutional, Other Financial Benefit	Research
Deanna Najera, MPAS, MS, PA-C, DFAAPA	Medstar Emergency Physicians; Carroll County Health Department; TrueNorth Wellness Services; Cinda Liggon, MD, LLC; USACS	None	PA Foundation*; AAPA*; Maryland Academy of Physician Assistants*; Pennsylvania Society of Physician Associates*	None	None	None
Chinyere Ogbonna, MD, MPH	Kaiser Permanente San Jose	None	None	None	None	None
Kiran F. Rajneesh, MD, MS, FAAN	The Ohio State University	Merck Pharmaceuticals*	None	None	None	None
Elizabeth Roll, MD	Yukon Kuskokwim Health Corporation	None	None	None	None	None
Amy E. Sanders, MD, MS, MPhil, FAAN	Sunday Health	Ionis Pharmaceuticals*	None	None	None	None
Brett Snodgrass, DNP, FNP-C, ACHPN, FAANP	Baptist Memorial Health Care	None	Salix Pharmaceuticals**	None	None	None
Amy Vandenberg, PharmD, BCPP	University of Michigan College of Pharmacy	Expert Witness*	None	None	None	None
Tricia Wright, MD, MS, FACOG, DFASAM	University of California San Francisco	None	None	None	None	None

Clinical Guideline Committee Member	Employment	Consultant	Speakers Bureau	Ownership/ Partnership/Principal	Institutional, Organizational, or Other Financial Benefit	Research
--	-------------------	-------------------	------------------------	---	--	-----------------

The above table presents relationships of the Clinical Guideline Committee during the past 24 months with industry and other entities. These relationships are current as of the completion of this document and may not necessarily reflect relationships at the time of this document’s publication. A relationship is considered to be significant if the individual receives compensation valued at \$5,000 or more. A relationship is considered to be modest if it is less than significant under the preceding definition. A relationship is considered to be unpaid if the individual does not receive monetary reimbursement.

** Indicates significant relationship. * Indicates modest relationship.

II. 2024 ASAM Quality Improvement Council Relationships with Industry and Other Entities

Quality Improvement Council Member	Employment	Consultant	Speakers Bureau	Ownership/ Partnership/Principal	Institutional, Organizational, or Other Financial Benefit	Research
Itai Danovitch, MD, MBA, FAPA, DFASAM	Cedars-Sinai Medical Center	Expert Witness**	None	None	Bexon Biomedical Board of Directors*; Workit Health*; California Mental Health Services Commissioner	None
Kenneth I. Freedman, MD, MS, MBA, FACP, AGAF, DFASAM	Aetna/CVS Health; The Recovery Research Network	None	None	None	National Quality Forum	None
Michael P. Frost, MD, DFASAM, FACP	Wayspring; Pocket Naloxone Corp; Frost Medical Group, LLC	Accord Healthcare UK*	Braeburn Pharmaceuticals*	Frost Medical Group, LLC**	None	None

Quality Improvement Council Member	Employment	Consultant	Speakers Bureau	Ownership/ Partnership/ Principal	Institutional, Organizational, or Other Financial Benefit	Research
R. Jeffrey Goldsmith, MD, DLFAPA, DFASAM	None	None	None	Bristol-Myers Squibb**; Gilead Sciences Inc**; Merck and Co, Inc**; Pfizer Inc**; Sanofi ADR**	Windhorse Zen Community Board Member*	None
Margaret A. Jarvis, MD, DFASAM	Geisinger	ASAM**; Expert Witness**	None	None	PA Governor's Behavioral Health Council; American Board of Preventive Medicine Exam Subcommittee**	None
Navdeep Kang, PsyD	Acadia Healthcare	Bonfire Analytics*	None	Brightview Health**	Talbert House Board of Trustees	None
Tiffany Y. Lu, MD, MS	Albert Einstein College of Medicine	None	None	None	None	None
Tami Mark, PhD, MBA	RTI International	None	None	None	None	None
Stephen Martin, MD, FASAM	Boulder Care; Greylock Recovery	None	None	Boulder Care	None	None
Cynthia Vuittonet, MD, FASAM	Central Jersey Medical Center	Expert Witness**	None	None	None	None

Quality Improvement Council Member	Employment	Consultant	Speakers Bureau	Ownership/ Partnership/ Principal	Institutional, Organizational, or Other Financial Benefit	Research
Melissa B. Weimer, DO, MCR, FASAM	Yale School of Medicine; Medical Legal Consulting; St. Peters Health Partners, Yale New Haven Hospital; PCSS-MAUS	CVS Health	None	None	ASAM	None

The above table presents relationships of the ASAM Quality Improvement Council during the past 12 months with industry and other entities that were determined to be relevant to this document. These relationships are current as of the completion of this document and may not necessarily reflect relationships at the time of this document’s publication. A relationship is considered to be significant if the individual receives compensation which includes cash, shares, and/or anything else of value including direct ownership of shares, stock, stock options or other interest of 5% more of an entity or valued at \$10,000 or more (excluding mutual funds), whichever is greater. A relationship is considered to be modest if it is less than significant under the preceding definition. A relationship is considered to be unpaid if the individual does not receive monetary reimbursement.

** Indicates significant relationship. * Indicates modest relationship.

III. 2024 ASAM Board of Directors Relationships with Industry and Other Entities

Board Member	Employment	Consultant	Speakers Bureau	Ownership/ Partnership/ Principal	Institutional, Organizational, or Other Financial Benefit	Research
Anika Alvanzo, MD, MS, FACP, DFASAM	Health Management Associates; Absolute Care	Uzima Consulting Group, LLC**	None	None	None	None
Keyghobad Farid Araki, MD, FRCPC, ABAM, FASAM	Centre for Addiction and Mental Health	None	None	None	None	None

Board Member	Employment	Consultant	Speakers Bureau	Ownership/ Partnership/ Principal	Institutional, Organizational, or Other Financial Benefit	Research
Nicholas Athanasiou, MD, MBA, DFASAM	University of California Los Angeles	None	None	None	None	None
Emily Brunner, MD, DFASAM	Gateway; Hazelden Betty Ford; Recovery Hope; Henry Ford Hospital (spouse)	None	None	None	None	None
Megan Buresh, MD, DFASAM	Johns Hopkins University School of Medicine	None	None	None	American Journal of Medicine*	None
Itai Danovitch, MD, MBA, FAPA, DFASAM	Cedars-Sinai Medical Center	Expert Witness**	None	None	Bexon Biomedical Board of Directors*; Workit Health*; California Mental Health Services Commissioner	None
Alta DeRoo, MD, MBA, FACOG, DFASAM	Hazelden Betty Ford Foundation	None	None	None	None	None
Michael Fingerhood, MD, FACP, DFASAM	Johns Hopkins University	None	None	None	American Academy of HIV Medicine	None
Kenneth I. Freedman, MD, MS, MBA, FACP, AGAF, DFASAM	Aetna/CVS Health; The Recovery Research Network	None	None	None	National Quality Forum	None

Board Member	Employment	Consultant	Speakers Bureau	Ownership/ Partnership/ Principal	Institutional, Organizational, or Other Financial Benefit	Research
William F. Haning III, MD, DLFAPA, DFASAM	University of Hawai'i John A. Burns School of Medicine	Hawai'i State Department of Education (Spouse)	None	None	Honolulu Police Commission (Spouse)	None
Brian Hurley, MD, MBA, FAPA, DFASAM	Los Angeles County Department of Public Health; Private Practice; Centers for Care Innovation, PsyBAR; Camden Center	None	None	None	Frank Foundation Board of Directors	None
Teresa Jackson, MD, DFASAM	Lakeside-Milam Recovery Center	None	None	None	None	None
Margaret A. E. Jarvis, MD, DFASAM	Geisinger	ASAM**; Expert Witness**	None	None	PA Governor's Behavioral Health Council; American Board of Preventive Medicine Exam Subcommittee**	None
Christina E. Jones, MD, FASAM	Teleleaf, LLC	None	None	None	None	None
Lori D. Karan, MD, FACP, DFASAM	VA Loma Linda Healthcare Center; Loma Linda University Health Education Consortium	None	None	None	None	None

Board Member	Employment	Consultant	Speakers Bureau	Ownership/ Partnership/ Principal	Institutional, Organizational, or Other Financial Benefit	Research
Audrey M. Kern, MD, DFASAM	DynamiCare Health	None	None	None	New Hampshire Healthy Families Board of Directors*	None
Marla D. Kushner, DO, FACOPF, FAOAAM, FSAHM, DFASAM	Marla D. Kushner, DO, SC; Bicycle Health	None	None	Marla D. Kushner, DO, SC	None	None
Nicole Labor, DO, FASAM	Optimus Transformative Medicine, LLC; Laborhood Change Project, Inc; OneEighty, Inc; Interval Brotherhood Homes, Inc; Esper Treatment Center	None	None	None	None	None
James P. Murphy, MD, DFASAM	Murphy Pain Center	None	None	Murphy Pain Center**	Kentucky Harm Reduction Coalition Board of Directors; University of Louisville School of Medicine	None
Cara A. Poland, MD, MEd, FACP, DFASAM	Michigan State University College of Human Medicine	None	None	None	None	None
Shawn Ryan, MD, MBA, FASAM	Brightview Health	Dynamicare*	None	Brightview Health*	None	None

Board Member	Employment	Consultant	Speakers Bureau	Ownership/ Partnership/ Principal	Institutional, Organizational, or Other Financial Benefit	Research
Kelly S. Ramsey, MD, MPH, MA, FACP, DFASAM	Kelly S. Ramsey Consulting, LLC.; Case Western Reserve University	None	None	None	None	None
Surita Rao, MD, FASAM	University of Connecticut School of Medicine	None	None	None	None	None
Stephen M. Taylor, MD, MPH, DFAPA, DFASAM	Stephen M. Taylor, MD, PC; Pathway Healthcare Services, LLC	None	None	Stephen M. Taylor, MD, PC**	Medical Review Officer Certification Council Board of Directors; Addiction Prevention Coalition Board of Directors	None
Michael F. Weaver, MD, DFASAM	University of Texas Health Science Center at Houston and Center for Neurobehavioral Research on Addiction	None	None	None	American Board of Preventive Medicine	None
Timothy Wiegand, MD, FACMT, FAACT, DFASAM	University of Rochester Medical Center; Huther Doyle; Helio Health/Syracuse Behavioral Health; UpToDate; Aids Institute Department of Health	Medical legal Consulting**	None	None	ACMT; Medical Toxicology Foundation	None

Board Member	Employment	Consultant	Speakers Bureau	Ownership/ Partnership/ Principal	Institutional, Organizational, or Other Financial Benefit	Research
Aleksandra E. Zgierska, MD, PhD, DFASAM	Pennsylvania State University	Pennsylvania Medicaid*	None	None	American Academy of Pain Medicine*	National Institutes of Health; National Institute on Drug Abuse

The above table presents relationships of the ASAM Board of Directors during the past 12 months with industry and other entities that were determined to be relevant to this document. These relationships are current as of the completion of this document and may not necessarily reflect relationships at the time of this document's publication. A relationship is considered to be significant if the individual receives compensation which includes cash, shares, and/or anything else of value including direct ownership of shares, stock, stock options or other interest of 5% more of an entity or valued at \$10,000 or more (excluding mutual funds), whichever is greater. A relationship is considered to be modest if it is less than significant under the preceding definition. A relationship is considered to be unpaid if the individual does not receive monetary reimbursement.

** Indicates significant relationship. * Indicates modest relationship.

Appendix E. Evidence to Decision Tables

EtD Table 1. Taper (+/- Placebo) Compared to Abrupt Cessation (+/- Placebo) for Benzodiazepine Discontinuation

Brief Evidence Summary

This EtD table supports Key Question 1. The systematic review identified two RCTs with 70 participants that compared a gradual BZD taper to abrupt cessation. Both RCTs had an unclear risk of bias (Gerra et al [2002]; Petrovic et al [2002]). The gradual taper schedules used were relatively rapid, lasting only 7–8 days. There was no difference in the rate of complete BZD discontinuation, return to BZD use after a period of discontinuation, delirium, or study completion between groups. However, patients undergoing a gradual taper reported significantly less severe BZD withdrawal and insomnia symptoms after 4 days (ie, mid-taper) and up to 4 weeks compared to patients who abruptly stopped their BZD use. Patients undergoing a gradual taper also reported significantly less intense BZD cravings after 4 days (ie, mid-taper), but this effect was no longer detected after 7 days (ie, taper end).

Summary of Findings Table

Certainty Assessment							№ of Patients		Effect		Certainty	Importance
№ of Studies	Study Design	Risk of Bias	Inconsistency	Indirectness	Imprecision	Other Considerations	Taper	Abrupt Cessation	Relative (95% CI)	Absolute (95% CI)		
BZD discontinuation @ taper end (assessed with: patient self-report)												
1 ¹	randomized trials	not serious	not serious	not serious	very serious ^a	none	19/20 (95.0%)	20/20 (100.0%)	RR 0.95 (0.83 to 1.09)	5 fewer per 100 (from 17 fewer to 9 more)	⊕⊕○○ Low	CRITICAL
BZD discontinuation @ 1-week follow-up (assessed with: patient self-report)												
1 ¹	randomized trials	not serious	not serious	not serious	very serious ^a	none	18/20 (90.0%)	17/20 (85.0%)	RR 1.06 (0.84 to 1.34)	5 more per 100 (from 14 fewer to 29 more)	⊕⊕○○ Low	CRITICAL
BZD discontinuation @ 3-week follow-up (assessed with: patient self-report)												
1 ¹	randomized trials	not serious	not serious	not serious	very serious ^a	none	16/20 (80.0%)	10/20 (50.0%)	RR 1.60 (0.98 to 2.61)	30 more per 100 (from 1 fewer to 81 more)	⊕⊕○○ Low	CRITICAL
Return to BZD use after discontinuation @ 12-month follow-up (assessed with: general practitioner report)												
1 ¹	randomized trials	not serious	not serious	not serious	very serious ^a	none	8/16 (50.0%)	6/10 (60.0%)	RR 0.83 (0.41 to 1.69)	10 fewer per 100 (from 35 fewer to 41 more)	⊕⊕○○ Low	CRITICAL
Experienced delirium during taper												
1 ¹	randomized trials	not serious	not serious	not serious	very serious ^a	none	0/20 (0.0%)	2/20 (10.0%)	Peto OR 0.13 (0.01 to 2.13)	10 fewer per 100 (from 25 fewer to 5 more) ^b	⊕⊕○○ Low	CRITICAL

Certainty Assessment							№ of Patients		Effect		Certainty	Importance
№ of Studies	Study Design	Risk of Bias	Inconsistency	Indirectness	Imprecision	Other Considerations	Taper	Abrupt Cessation	Relative (95% CI)	Absolute (95% CI)		

Withdrawal severity score @ mid-taper (assessed with: BWSQ; self-report study scale, higher = more severe withdrawal)

2 ^{1,2}	randomized trials	not serious	not serious	not serious	serious ^c	none	39	30	—	SMD 0.72 SD lower (1.22 lower to 0.22 lower)	⊕⊕⊕○ Moderate	CRITICAL
------------------	-------------------	-------------	-------------	-------------	----------------------	------	----	----	---	--	------------------	----------

Withdrawal severity score @ mid-taper (assessed with: observer-rated study scale, score range 0–4, higher = more severe withdrawal)

1 ²	randomized trials	serious ^d	not serious	not serious	very serious ^a	none	20	10	—	MD 0.44 lower (1.32 lower to 0.45 higher)	⊕⊕○○ Low	CRITICAL
----------------	-------------------	----------------------	-------------	-------------	---------------------------	------	----	----	---	---	-------------	----------

Withdrawal severity score @ taper end (assessed with: BWSQ; self-report study scale, higher = more severe withdrawal)

2 ^{1,2}	randomized trials	not serious	serious ^c	not serious	serious ^c	none	39	30	—	SMD 0.54 SD lower (1.05 lower to 0.04 lower)	⊕⊕○○ Low	CRITICAL
------------------	-------------------	-------------	----------------------	-------------	----------------------	------	----	----	---	--	-------------	----------

Withdrawal severity score @ taper end (assessed with: observer-rated study scale, score range 0–4, higher = more severe withdrawal)

1 ²	randomized trials	serious ^d	not serious	not serious	very serious ^a	none	20	10	—	MD 0.22 higher (0.27 lower to 0.7 higher)	⊕⊕○○ Low	CRITICAL
----------------	-------------------	----------------------	-------------	-------------	---------------------------	------	----	----	---	---	-------------	----------

Withdrawal severity score @ 1-week follow-up (assessed with: BWSQ)

1 ¹	randomized trials	serious ^f	not serious	not serious	serious ^c	none	18	17	—	MD 1.3 lower (1.69 lower to 0.91 lower)	⊕⊕○○ Low	CRITICAL
----------------	-------------------	----------------------	-------------	-------------	----------------------	------	----	----	---	---	-------------	----------

Certainty Assessment							№ of Patients		Effect		Certainty	Importance
№ of Studies	Study Design	Risk of Bias	Inconsistency	Indirectness	Imprecision	Other Considerations	Taper	Abrupt Cessation	Relative (95% CI)	Absolute (95% CI)		

Withdrawal severity score @ 3-week follow-up (assessed with: BWSQ)

1 ¹	randomized trials	serious ^f	not serious	not serious	serious ^c	none	16	10	—	MD 1.88 lower (2.37 lower to 1.39 lower)	⊕⊕○○ Low	CRITICAL
----------------	-------------------	----------------------	-------------	-------------	----------------------	------	----	----	---	--	-------------	----------

Dropout

2 ^{1,2}	randomized trials	not serious	not serious	not serious	very serious ^a	none	1/20 (5.0%)	0/20 (0.0%)	RD -0.03 (-0.07 to 0.13)	30 more per 1,000 (from 70 fewer to 130 more) ^b	⊕⊕○○ Low	IMPORTANT
------------------	-------------------	-------------	-------------	-------------	---------------------------	------	----------------	----------------	------------------------------------	--	-------------	-----------

BWSQ: Benzodiazepine Withdrawal Symptom Questionnaire, score range 0-40, higher = more severe withdrawal symptoms, self-report; **BZD:** benzodiazepine; **CI:** confidence interval; **MD:** mean difference; **OR:** odds ratio; **RD:** risk difference; **RR:** risk ratio; **SD:** standard deviation; **SMD:** standardized mean difference

GRADE Working Group Grades of Evidence

High quality: Further research is very unlikely to change our confidence in the estimate of effect.

Moderate quality: Further research is likely to have an important impact on our confidence in the estimate of effect and may change the estimate.

Low quality: Further research is very likely to have an important impact on our confidence in the estimate of effect and is likely to change the estimate.

Very low quality: We are very uncertain about the estimate.

Explanations

- Small sample size (n = <100) and 95% CI crosses the line of null effect.
- Absolute effect calculated from the risk difference (RD) due to zero events in one or both arms.
- Small number of participants (n = <100)
- High risk of performance and detection bias from lack of personnel and assessor blinding for a majority of participants.

- e. Significant heterogeneity ($I^2 = 77\%$, $p = 0.04$).
- f. High risk of attrition bias. No follow-up data collected from dropouts. Dropout higher in the abrupt cessation group.

Question

Should Taper or Abrupt Cessation be used for BZD discontinuation?	
POPULATION	Patients discontinuing long-term BZD use
INTERVENTION	BZD taper (with or without placebo)
COMPARISON	Abrupt cessation of BZD (with or without placebo)
MAIN OUTCOMES	BZD discontinuation (patient self-report); return to BZD use after discontinuation (reported by patient's general practitioner); experienced delirium during taper; withdrawal symptom severity score; dropout
SETTING	Any clinical setting where BZD tapering occurs
PERSPECTIVE	Individual-level
CONFLICT OF INTERESTS	None identified

Assessment

Problem		
Is the problem a priority?		
Judgment	Research Evidence	Additional Considerations
<input type="radio"/> No <input type="radio"/> Probably no <input type="radio"/> Probably yes		

<ul style="list-style-type: none"> ● Yes ○ Varies ○ Unknown 		
Desirable Effects How substantial are the desirable anticipated effects?		
Judgment	Research Evidence	Additional Considerations
<ul style="list-style-type: none"> ○ Trivial ● Small ○ Moderate ○ Large ○ Varies ○ Unknown 	See Summary of Findings Table	Based on their experience, the CGC agreed that, in general, a gradual taper is beneficial compared to abrupt BZD cessation. However, a taper over only 1 week may be too rapid to see a significant benefit over abrupt cessation. Also, a taper without other supportive adjuncts may not be sufficient.

Undesirable Effects											
How substantial are the undesirable anticipated effects?											
Judgment	Research Evidence		Additional Considerations								
<ul style="list-style-type: none"> ○ Trivial ● Small ○ Moderate ○ Large ○ Varies ○ Unknown 	<p>One participant from the taper group dropped out of the study early. Two out of seventy participants experienced delirium, both following abrupt cessation of BZDs. Although the incidence of delirium was low (2.9%), the harm associated with delirium severe enough to warrant consideration.</p>		<p>Neither study reported the incidence of seizures. The CGC pointed out that no institutional review board of the recent era would allow randomized abrupt BZD discontinuation in patients at risk for seizures. Gerra et al (2002) did not include any post-taper follow-up.</p>								
Certainty of Evidence											
What is the overall certainty of the evidence of effects?											
Judgment	Research Evidence		Additional Considerations								
<ul style="list-style-type: none"> ○ Very low ● Low ○ Moderate ○ High ○ No included studies 	<table border="1" style="width: 100%; border-collapse: collapse;"> <thead> <tr> <th style="width: 50%; text-align: center;">Outcomes</th> <th style="width: 20%; text-align: center;">Importance</th> <th style="width: 30%; text-align: center;">Certainty of the Evidence (GRADE)</th> </tr> </thead> <tbody> <tr> <td>BZD discontinuation @ taper end (assessed with: patient self-report)</td> <td style="text-align: center;">CRITICAL</td> <td style="text-align: center;">⊕⊕○○ Low^a</td> </tr> <tr> <td>BZD discontinuation @ 1-week follow-up (assessed with: patient self-report)</td> <td style="text-align: center;">CRITICAL</td> <td style="text-align: center;">⊕⊕○○ Low^a</td> </tr> </tbody> </table>	Outcomes	Importance	Certainty of the Evidence (GRADE)	BZD discontinuation @ taper end (assessed with: patient self-report)	CRITICAL	⊕⊕○○ Low ^a	BZD discontinuation @ 1-week follow-up (assessed with: patient self-report)	CRITICAL	⊕⊕○○ Low ^a	
Outcomes	Importance	Certainty of the Evidence (GRADE)									
BZD discontinuation @ taper end (assessed with: patient self-report)	CRITICAL	⊕⊕○○ Low ^a									
BZD discontinuation @ 1-week follow-up (assessed with: patient self-report)	CRITICAL	⊕⊕○○ Low ^a									

BZD discontinuation @ 3-week follow-up (assessed with: patient self-report)	CRITICAL	⊕⊕○○ Low ^a
Return to BZD use after discontinuation @ 12-month follow-up (assessed with: general practitioner report)	CRITICAL	⊕⊕○○ Low ^a
Withdrawal severity score @ mid-taper (assessed with: BWSQ; self-report study scale)	CRITICAL	⊕⊕⊕○ Moderate ^b
Withdrawal severity score @ mid-taper (assessed with: observer-rated study scale)	CRITICAL	⊕⊕○○ Low ^{a,c}
Withdrawal severity score @ taper end (assessed with: BWSQ; self-report study scale)	CRITICAL	⊕⊕○○ Low ^{b,d}
Withdrawal severity score @ taper end (assessed with: observer-rated study scale)	CRITICAL	⊕⊕○○ Low ^{a,c}
Withdrawal severity score @ 1-week follow-up (assessed with: BWSQ)	CRITICAL	⊕⊕○○ Low ^{b,e}
Withdrawal severity score @ 3-week follow-up (assessed with: BWSQ)	CRITICAL	⊕⊕○○ Low ^{b,e}

	Experienced delirium during taper	CRITICAL	⊕⊕○○ Low ^a	
	Dropout	IMPORTANT	⊕⊕○○ Low ^a	
<p>a. Small sample size (n = <100) and 95% CI crosses the line of null effect. b. Small number of participants (n = <100) c. High risk of performance and detection bias from a lack of personnel and assessor blinding for most participants. d. Significant heterogeneity ($I^2 = 77%$, $p = 0.04$). e. High risk of attrition bias. No follow-up data collected from dropouts. Dropouts higher in the abrupt cessation group.</p>				
<p>Values</p> <p>Is there important uncertainty about or variability in how much people value the main outcomes?</p>				
Judgment	Research Evidence			Additional Considerations
<ul style="list-style-type: none"> ○ Important uncertainty or variability ○ Possibly important uncertainty or variability ● Probably no important uncertainty or variability ○ No important uncertainty or variability 				

Balance of Effects		
Does the balance between desirable and undesirable effects favor the intervention or the comparison?		
Judgment	Research Evidence	Additional Considerations
<ul style="list-style-type: none"> ○ Favors the comparison ○ Probably favors the comparison ○ Does not favor either the intervention or the comparison ● Probably favors the intervention ○ Favors the intervention ○ Varies ○ Unknown 		
Resources Required		
How large are the resource requirements (ie, costs)?		
Judgment	Research Evidence	Additional Considerations
<ul style="list-style-type: none"> ○ Large costs ○ Moderate costs ○ Negligible costs and savings ○ Moderate savings ○ Large savings ● Varies 		

○ Unknown		
Cost Effectiveness Does the cost-effectiveness of the intervention favor the intervention or the comparison?		
Judgment	Research Evidence	Additional Considerations
<ul style="list-style-type: none"> ○ Favors the comparison ○ Probably favors the comparison ○ Does not favor either the intervention or the comparison ○ Probably favors the intervention ○ Favors the intervention ● Varies ○ No included studies 		
Acceptability Is the intervention acceptable to key stakeholders?		
Judgment	Research Evidence	Additional Considerations
<ul style="list-style-type: none"> ○ No ○ Probably no ○ Probably yes ● Yes ○ Varies 	Providers and key stakeholders are against abrupt cessation. The CGC agreed that the interventions included in the research evidence do not reflect a patient-centered process nor clinical practice due to the lack of patient input and sense of control.	

○ Unknown		
Feasibility		
Is the intervention feasible to implement?		
Judgment	Research Evidence	Additional Considerations
○ No ○ Probably no ○ Probably yes ● Yes ○ Varies ○ Unknown		

Summary of Judgments

	JUDGMENT						
PROBLEM	No	Probably no	Probably yes	Yes		Varies	Unknown
DESIRABLE EFFECTS	Trivial	Small	Moderate	Large		Varies	Unknown
UNDESIRABLE EFFECTS	Trivial	Small	Moderate	Large		Varies	Unknown
CERTAINTY OF EVIDENCE	Very low	Low	Moderate	High			No included studies

	JUDGMENT						
VALUES	Important uncertainty or variability	Possibly important uncertainty or variability	Probably no important uncertainty or variability	No important uncertainty or variability			
BALANCE OF EFFECTS	Favors the comparison	Probably favors the comparison	Does not favor either the intervention or the comparison	Probably favors the intervention	Favors the intervention	Varies	Unknown
RESOURCES REQUIRED	Large costs	Moderate costs	Negligible costs and savings	Moderate savings	Large savings	Varies	Unknown
COST EFFECTIVENESS	Favors the comparison	Probably favors the comparison	Does not favor either the intervention or the comparison	Probably favors the intervention	Favors the intervention	Varies	No included studies
ACCEPTABILITY	No	Probably no	Probably yes	Yes		Varies	Unknown
FEASIBILITY	No	Probably no	Probably yes	Yes		Varies	Unknown

Type of Recommendation

Strong recommendation against the intervention ○	Conditional recommendation against the intervention ○	Conditional recommendation for either the intervention or the comparison ○	Conditional recommendation for the intervention ○	Strong recommendation for the intervention ●
---	--	---	--	--

Conclusions

Recommendation

Recommendation 2: Clinicians should avoid abruptly discontinuing BZD medication in patients who are likely to be physically dependent on BZDs and at risk for BZD withdrawal (see [Table 3](#); Low Certainty, Strong Recommendation).

Recommendation 2a: Tapering is indicated for patients who are likely to be physically dependent when the risks of BZD medication outweigh the benefits (Low Certainty, Strong Recommendation).

Justification

The evidence of treatment effect is uncertain due to the small size and risk of bias in the studies evaluated. Tapering showed a small benefit over abrupt cessation by moderately reducing withdrawal symptoms. Tapering also showed a small benefit over abrupt cessation in the incidence of delirium. Two out of seventy participants experienced delirium, both following abrupt cessation. Although the incidence was low and the difference between interventions was nonsignificant, the CGC decided that the harms associated with delirium were sufficiently severe to warrant consideration. The CGC determined that the balance of effects probably favors a taper over abrupt cessation. The CGC decided the recommendation should be strong despite the low quality of evidence of effect, as CGC members agreed that the 1-week tapers included in the research evidence might be too rapid to see a significant benefit over abrupt cessation. In addition, the CGC agreed that patients place high value on reducing the severity of withdrawal symptoms.

EtD Table 1 References Summary

1. Petrovic M, Pevernagie D, Mariman A, Van Maele G, Afschrift M. Fast withdrawal from benzodiazepines in geriatric inpatients: a randomised double-blind, placebo-controlled trial. *Eur J Clin Pharmacol.* 2002;57(11):759-764. doi:10.1007/s00228-001-0387-4
2. Gerra G, Zaimovic A, Giusti F, Moi G, Brewer C. Intravenous flumazenil versus oxazepam tapering in the treatment of benzodiazepine withdrawal: a randomized, placebo-controlled study. *Addict Biol.* 2002;7(4):385-395. doi:10.1080/1355621021000005973

EtD Table 2. Cognitive Behavioral Therapy for Indicated Condition + Taper Compared to Taper Alone for Benzodiazepine Discontinuation

In patients who are initiating a gradual taper to discontinue their long-term BZD use, does CBT that targets a specific underlying psychological condition (eg, CBT-I, CBT for GAD) result in better BZD reduction and clinical outcomes than tapering alone?

Brief Evidence Summary

This EtD table supports Key Question 1. The systematic review identified six RCTs with 279 participants that compared CBT interventions for specific conditions plus a gradual BZD taper to a gradual BZD taper alone. Four RCTs had a high risk of bias from lack of blinding (Baillargeon et al [2003]; Morin et al [2004]; Otto et al [1993]; Otto et al [2010]), and two had an unclear risk of bias from partial blinding (Gosselin et al [2006]; Spiegel et al, [1994]). Three CBT interventions targeted panic disorder (Otto et al [1993]; Otto et al [2010]; Spiegel et al [1994]), two targeted insomnia (Baillargeon et al [2003]; Morin et al [2004]), and one targeted GAD (Gosselin et al [2006]). There was a higher rate of complete BZD discontinuation immediately after and up to 12 months following taper in the CBT + Taper groups compared to Taper alone (Baillargeon et al [2003]; Gosselin et al [2006]; Morin et al [2004]; Otto et al [1993]; Otto et al [2010]; Spiegel et al [1994]). Although the results were mixed on the rate of return to BZD use after a period of cessation, likely because of the significant heterogeneity at different time points, the overall pattern favors CBT + Taper.

Summary of Findings Table

Certainty Assessment							№ of Patients		Effect		Certainty	Importance
№ of Studies	Study Design	Risk of Bias	Inconsistency	Indirectness	Imprecision	Other Considerations	CBT for Indicated Condition + Taper	Taper	Relative (95% CI)	Absolute (95% CI)		
BZD discontinuation @ 0–4 weeks post-taper												
6 ¹⁻⁶	randomized trials	serious ^a	not serious	not serious	not serious	none	103/136 (75.7%)	57/142 (40.1%)	RR 1.86 (1.48 to 2.32)	345 more per 1,000 (from 193 more to 530 more)	⊕⊕⊕○ Moderate	CRITICAL
BZD discontinuation @ 2–4-month follow-up												
6 ¹⁻⁶	randomized trials	serious ^a	not serious	not serious	not serious	none	89/136 (65.4%)	47/142 (33.1%)	RR 1.88 (1.48 to 2.43)	291 more per 1,000 (from 159 more to 473 more)	⊕⊕⊕○ Moderate	CRITICAL
BZD discontinuation @ 12–14-month follow-up												
3 ^{1,3,6}	randomized trials	serious ^a	serious ^b	not serious	not serious	none	59/92 (64.1%)	29/85 (34.1%)	RR 1.88 (1.35 to 2.64)	300 more per 1,000 (from 119 more to 560 more)	⊕⊕○○ Low	CRITICAL
Return to BZD use @ 3-month follow-up												
4 ^{1,3-5}	randomized trials	not serious	serious ^c	not serious	serious ^d	none	10/67 (14.9%)	8/36 (22.2%)	Peto OR 0.60 (0.21 to 1.74)	70 fewer per 1,000 (from 230 fewer to 80 more) ^e	⊕⊕○○ Low	CRITICAL

Certainty Assessment							№ of Patients		Effect		Certainty	Importance
№ of Studies	Study Design	Risk of Bias	Inconsistency	Indirectness	Imprecision	Other Considerations	CBT for Indicated Condition + Taper	Taper	Relative (95% CI)	Absolute (95% CI)		

Return to BZD use @ 6-month follow-up

2 ^{3,4}	randomized trials	not serious	not serious	not serious	serious ^f	none	3/33 (9.1%)	8/19 (42.1%)	Peto OR 0.15 (0.04 to 0.58)	330 fewer per 1,000 (from 580 fewer to 90 fewer) ^e	⊕⊕⊕○ Moderate	CRITICAL
------------------	-------------------	-------------	-------------	-------------	----------------------	------	-------------	--------------	---------------------------------------	---	------------------	----------

Return to BZD use @ 12-month follow-up

2 ^{1,3}	randomized trials	not serious	serious ^g	not serious	very serious ^h	none	10/44 (22.7%)	7/24 (29.2%)	RR 0.78 (0.34 to 1.77)	64 fewer per 1,000 (from 192 fewer to 225 more)	⊕⊕○○ Low	CRITICAL
------------------	-------------------	-------------	----------------------	-------------	---------------------------	------	---------------	--------------	----------------------------------	---	-------------	----------

BZD dose reduced 50% or more from baseline @ 0–4 weeks post-taper

1 ⁶	randomized trials	serious ⁱ	not serious	not serious	serious ^f	none	33/34 (97.1%)	20/29 (69.0%)	RR 1.41 (1.09 to 1.81)	283 more per 1,000 (from 62 more to 559 more)	⊕⊕○○ Low	IMPORTANT
----------------	-------------------	----------------------	-------------	-------------	----------------------	------	---------------	---------------	----------------------------------	---	-------------	-----------

BZD dose reduced 50% or more from baseline @ 3-month follow-up

1 ⁶	randomized trials	serious ⁱ	not serious	not serious	very serious ^h	none	25/34 (73.5%)	19/29 (65.5%)	RR 1.12 (0.91 to 1.56)	79 more per 1,000 (from 59 fewer to 367 more)	⊕⊕○○ Low	IMPORTANT
----------------	-------------------	----------------------	-------------	-------------	---------------------------	------	---------------	---------------	----------------------------------	---	-------------	-----------

Certainty Assessment							№ of Patients		Effect		Certainty	Importance
№ of Studies	Study Design	Risk of Bias	Inconsistency	Indirectness	Imprecision	Other Considerations	CBT for Indicated Condition + Taper	Taper	Relative (95% CI)	Absolute (95% CI)		

BZD dose @ 0–4 weeks post-taper (assessed in: mg/week diazepam equivalents)

2 ^{1,3}	randomized trials	serious ⁱ	not serious	not serious	serious ^d	none	58	55	—	MD 4.49 mg/week fewer (17.83 fewer to 8.85 more)	⊕⊕○○ Low	IMPORTANT
------------------	-------------------	----------------------	-------------	-------------	----------------------	------	----	----	---	--	-------------	-----------

BZD use frequency @ end of taper

1 ¹	randomized trials	serious ⁱ	not serious	not serious	serious ^f	none	23	25	—	MD 2.09 nights/week fewer (3.35 fewer to 0.83 fewer)	⊕⊕○○ Low	IMPORTANT
----------------	-------------------	----------------------	-------------	-------------	----------------------	------	----	----	---	--	-------------	-----------

BZD use frequency @ 3-month follow-up

1 ¹	randomized trials	serious ⁱ	not serious	not serious	very serious ^h	none	27	25	—	MD 0.7 nights/week fewer (2 fewer to 0.6 more)	⊕⊕○○ Low	IMPORTANT
----------------	-------------------	----------------------	-------------	-------------	---------------------------	------	----	----	---	--	-------------	-----------

Withdrawal severity score @ 0–2 weeks post-taper (assessed with: PhWC, CIWA-B)

2 ^{2,3}	randomized trials	not serious	not serious	not serious	very serious ^h	none	40	43	—	SMD 0.28 SD higher (0.15 lower to 0.71 higher)	⊕⊕○○ Low	IMPORTANT
------------------	-------------------	-------------	-------------	-------------	---------------------------	------	----	----	---	--	-------------	-----------

Certainty Assessment							№ of Patients		Effect		Certainty	Importance
№ of Studies	Study Design	Risk of Bias	Inconsistency	Indirectness	Imprecision	Other Considerations	CBT for Indicated Condition + Taper	Taper	Relative (95% CI)	Absolute (95% CI)		

Anxiety score @ 2-week follow-up (assessed with: PSWQ)

1 ³	randomized trials	not serious	not serious	not serious	serious ^f	none	27	26	—	MD 5.63 lower (9.72 lower to 1.54 lower)	⊕⊕⊕○ Moderate	IMPORTANT
----------------	-------------------	-------------	-------------	-------------	----------------------	------	----	----	---	--	------------------	-----------

Anxiety score @ 3-month follow-up (assessed with: PSWQ)

1 ³	randomized trials	not serious	not serious	not serious	serious ^f	none	27	27	—	MD 6.11 lower (10.77 lower to 1.45 lower)	⊕⊕⊕○ Moderate	IMPORTANT
----------------	-------------------	-------------	-------------	-------------	----------------------	------	----	----	---	---	------------------	-----------

Persistence of GAD symptoms @ 2-week follow-up (assessed with: ADIS-IV)

1 ³	randomized trials	not serious	not serious	not serious	serious ^f	none	11/31 (35.5%)	24/30 (80.0%)	RR 0.44 (0.27 to 0.74)	448 fewer per 1,000 (from 584 fewer to 208 fewer)	⊕⊕⊕○ Moderate	CRITICAL
----------------	-------------------	-------------	-------------	-------------	----------------------	------	------------------	------------------	----------------------------------	---	------------------	----------

Persistence of GAD symptoms @ 3-month follow-up (assessed with: ADIS-IV)

1 ³	randomized trials	not serious	not serious	not serious	serious ^f	none	10/31 (32.3%)	18/30 (60.0%)	RR 0.54 (0.30 to 0.97)	276 fewer per 1,000 (from 420 fewer to 18 fewer)	⊕⊕⊕○ Moderate	CRITICAL
----------------	-------------------	-------------	-------------	-------------	----------------------	------	------------------	------------------	----------------------------------	--	------------------	----------

Persistence of GAD symptoms @ 6-month follow-up (assessed with: ADIS-IV)

1 ³	randomized trials	not serious	not serious	not serious	very serious ^h	none	12/31 (38.7%)	16/30 (53.3%)	RR 0.73 (0.42 to 1.26)	144 fewer per 1,000 (from 309 fewer to 139 more)	⊕⊕○○ Low	CRITICAL
----------------	-------------------	-------------	-------------	-------------	---------------------------	------	------------------	------------------	----------------------------------	--	-------------	----------

Certainty Assessment							№ of Patients		Effect		Certainty	Importance
№ of Studies	Study Design	Risk of Bias	Inconsistency	Indirectness	Imprecision	Other Considerations	CBT for Indicated Condition + Taper	Taper	Relative (95% CI)	Absolute (95% CI)		

Sleep problem score @ end of taper (assessed with: ISI)

2 ^{1,3}	randomized trials	not serious	not serious	not serious	not serious	none	55	53	—	MD 2.04 lower (4 lower to 0.08 lower)	⊕⊕⊕⊕ High	IMPORTANT
------------------	-------------------	-------------	-------------	-------------	-------------	------	----	----	---	---	--------------	-----------

Sleep problem score @ 3-month follow-up (assessed with: ISI)

2 ^{1,3}	randomized trials	serious ⁱ	not serious	not serious	serious ^d	none	55	53	—	MD 0.17 higher (2.04 lower to 2.38 higher)	⊕⊕○○ Low	IMPORTANT
------------------	-------------------	----------------------	-------------	-------------	----------------------	------	----	----	---	--	-------------	-----------

Serious adverse events

1 ⁶	randomized trials	serious ^a	not serious	not serious	very serious ^h	none	0/35 (0.0%)	0/30 (0.0%)	RD 0.00 (-0.06 to 0.06)	0 fewer per 1,000 (from 60 fewer to 60 more) ^e	⊕⊕○○ Low	CRITICAL
----------------	-------------------	----------------------	-------------	-------------	---------------------------	------	-------------	-------------	-----------------------------------	---	-------------	----------

Dropout

5 ^{1-4,6}	randomized trials	serious ^a	not serious	not serious	serious ^d	none	7/120 (5.8%)	11/126 (8.7%)	Peto OR 0.51 (0.24 to 1.08)	80 fewer per 1,000 (from 160 fewer to 10 more) ^e	⊕⊕○○ Low	CRITICAL
--------------------	-------------------	----------------------	-------------	-------------	----------------------	------	--------------	---------------	---------------------------------------	---	-------------	----------

ADIS-IV: Anxiety Disorders Interview Schedule for DSM-IV; **BZD:** benzodiazepine; **CBT:** cognitive behavioral therapy; **CI:** confidence interval; **CIWA-B:** Clinical Institute Withdrawal Assessment – Benzodiazepines, score range unclear, higher = more severe, physician and patient rated; **GAD:** generalized anxiety disorder; **ISI:** Insomnia Severity Index, score range 0–28, higher = more sleep difficulty; **MD:** mean difference; **PhWC:** Physician Withdrawal Checklist, score range unclear, higher = more severe; **PSWQ:** Penn State Worry Questionnaire, score range unclear, scale direction unclear; **OR:** odds ratio; **RD:** risk difference; **RR:** risk ratio; **SD:** standard deviation; **SMD:** standardized mean difference

GRADE Working Group Grades of Evidence

High quality: Further research is very unlikely to change our confidence in the estimate of effect.

Moderate quality: Further research is likely to have an important impact on our confidence in the estimate of effect and may change the estimate.

Low quality: Further research is very likely to have an important impact on our confidence in the estimate of effect and is likely to change the estimate.

Very low quality: We are very uncertain about the estimate.

Note: significant heterogeneity defined as $p = <0.10$.

Explanations

- a. High risk of performance bias from lack of blinding for a majority of participants.
- b. Significant heterogeneity ($I^2 = 65\%$, $p = 0.06$).
- c. Significant heterogeneity ($I^2 = 74\%$, $p = 0.01$).
- d. 95% CI crosses the line of null effect.
- e. Absolute effect calculated from the risk difference (RD) due to zero events in one or both arms.
- f. Small sample size ($n = <100$).
- g. Significant heterogeneity ($I^2 = 67\%$, $p = 0.08$).
- h. Small sample size ($n = <100$) and 95% CI crosses the line of null effect.
- i. High risk of performance and detection bias for unblinded subjective measures for a majority of participants.

Question

Should CBT for Indicated Condition + Taper or Taper be used for patients discontinuing long-term BZD use?	
POPULATION	Patients discontinuing long-term BZD use
INTERVENTION	CBT for indicated condition (eg, CBT-I, CBT for GAD) + Taper
COMPARISON	Taper

MAIN OUTCOMES	BZD discontinuation; return to BZD use after a period of cessation; BZD dose; BZD frequency; withdrawal severity score; anxiety score; persistence of GAD symptoms; sleep problem score; serious adverse events; dropout
SETTING	Any clinical setting where BZD tapering occurs
PERSPECTIVE	Patient-level
CONFLICT OF INTERESTS	None identified.

Assessment

Problem		
Is the problem a priority?		
Judgment	Research Evidence	Additional Considerations
<ul style="list-style-type: none"> <input type="radio"/> No <input type="radio"/> Probably no <input type="radio"/> Probably yes <input checked="" type="radio"/> Yes <input type="radio"/> Varies <input type="radio"/> Unknown 		
Desirable Effects		
How substantial are the desirable anticipated effects?		
Judgment	Research Evidence	Additional Considerations
<ul style="list-style-type: none"> <input type="radio"/> Trivial <input checked="" type="radio"/> Small 	CBT + Taper showed a benefit compared to Taper alone in a majority of critical and important outcomes. CBT + Taper increased BZD	The same outcome (BZD discontinuation, return to

<ul style="list-style-type: none"> ○ Moderate ○ Large ○ Varies ○ Unknown 	<p>discontinuation rates and significant dose reductions, decreased the persistence of GAD, and may decrease return to BZD use after discontinuation. CBT + Taper also decreased the severity of anxiety symptoms and may decrease sleep problems. Taper alone may be slightly favored in decreasing withdrawal severity, but this effect is very uncertain.</p>	<p>BZD use) has multiple time points. However, all time points favor CBT + Taper over Taper.</p>
--	--	--

Undesirable Effects

How substantial are the undesirable anticipated effects?

Judgment	Research Evidence	Additional Considerations
<ul style="list-style-type: none"> ○ Trivial ● Small ○ Moderate ○ Large ○ Varies ○ Unknown 	<p>Neither intervention is favored in critical undesirable effects; no serious adverse events were reported. CBT + Taper was favored in one important negative effect: dropout was lower in the CBT + Taper group.</p>	

Certainty of Evidence

What is the overall certainty of the evidence of effects?

Judgment	Research Evidence			Additional Considerations
<ul style="list-style-type: none"> ○ Very low ● Low ○ Moderate ○ High ○ No included studies 	Outcomes	Importance	Certainty of the Evidence (GRADE)	
	BZD discontinuation @ 0–4 weeks post-taper	CRITICAL	⊕⊕⊕○ Moderate ^a	
	BZD discontinuation @ 2–4-month follow-up	CRITICAL	⊕⊕⊕○ Moderate ^a	

BZD discontinuation @ 12–14-month follow-up	CRITICAL	⊕⊕○○ Low ^{a,b}
Return to BZD use @ 3-month follow-up	CRITICAL	⊕⊕○○ Low ^{c,d}
Return to BZD use @ 6-month follow-up	CRITICAL	⊕⊕⊕○ Moderate ^e
Return to BZD use @ 12-month follow-up	CRITICAL	⊕⊕○○ Low ^{f,g}
BZD dose reduced 50% or more @ 0–4 weeks post-taper	IMPORTANT	⊕⊕○○ Low ^{e,h}
BZD dose reduced 50% or more @ 3-month follow-up	IMPORTANT	⊕⊕○○ Low ^{g,h}
BZD dose @ 0–4 weeks post-taper (assessed with: mg/week diazepam equivalents)	IMPORTANT	⊕⊕○○ Low ^{d,h}
BZD frequency @ end of taper	IMPORTANT	⊕⊕○○ Low ^{e,h}
BZD frequency @ 3-month follow-up	IMPORTANT	⊕⊕○○ Low ^{g,h}
Withdrawal severity score @ 0–2 weeks post-taper (assessed with: PhWC, CIWA-B)	IMPORTANT	⊕⊕○○ Low ^g

Anxiety score @ 2-week follow-up (assessed with: PSWQ)	IMPORTANT	⊕⊕⊕○ Moderate ^c
Anxiety score @ 3-month follow-up (assessed with: PSWQ)	IMPORTANT	⊕⊕⊕○ Moderate ^c
Persistence of GAD symptoms @ 2-week follow-up (assessed with: ADIS-IV)	CRITICAL	⊕⊕⊕○ Moderate ^c
Persistence of GAD symptoms @ 3-month follow-up (assessed with: ADIS-IV)	CRITICAL	⊕⊕⊕○ Moderate ^c
Persistence of GAD symptoms @ 6-month follow-up (assessed with: ADIS-IV)	CRITICAL	⊕⊕○○ Low ^g
Sleep problem score @ end of taper (assessed with: ISI)	IMPORTANT	⊕⊕⊕⊕ High
Sleep problem score @ 3-month follow-up (assessed with: ISI)	IMPORTANT	⊕⊕○○ Low ^{d,h}
Serious adverse events	CRITICAL	⊕⊕○○ Low ^{a,g}
Dropout	CRITICAL	⊕⊕○○ Low ^{a,d}

a. High risk of performance bias from lack of blinding for a majority of participants.

b. Significant heterogeneity ($I^2 = 65\%$, $p = 0.06$).

	<ul style="list-style-type: none"> c. Significant heterogeneity ($I^2 = 74\%$, $p = 0.01$). d. 95% CI crosses the line of null effect. e. Small sample size ($n = <100$). f. Significant heterogeneity ($I^2 = 67\%$, $p = 0.08$). g. Small sample size ($n = <100$) and 95% CI crosses the line of null effect. h. High risk of performance and detection bias for unblinded subjective measures for a majority of participants. 	
Values		
Is there important uncertainty about or variability in how much people value the main outcomes?		
Judgment	Research Evidence	Additional Considerations
<ul style="list-style-type: none"> ○ Important uncertainty or variability ○ Possibly important uncertainty or variability ● Probably no important uncertainty or variability ○ No important uncertainty or variability 	<p>There was no evidence in the literature review about values and preferences of outcomes.</p> <p>Outcomes included BZD discontinuation, return to BZD use, BZD dose reduction, weekly BZD frequency, withdrawal severity score, recurrence or persistence of indicated condition (eg, GAD), sleep problem score, and serious adverse events.</p>	<p>Variability likely exists across the patient population, but direct research evidence is lacking.</p>

Balance of Effects		
Does the balance between desirable and undesirable effects favor the intervention or the comparison?		
Judgment	Research Evidence	Additional Considerations
<ul style="list-style-type: none"> ○ Favors the comparison ○ Probably favors the comparison ○ Does not favor either the intervention or the comparison ● Probably favors the intervention ○ Favors the intervention ○ Varies ○ Unknown 	Both the desirable and undesirable effects favor CBT + Taper.	
Resources Required		
How large are the resource requirements (ie, costs)?		
Judgment	Research Evidence	Additional Considerations
<ul style="list-style-type: none"> ○ Large costs ○ Moderate costs ○ Negligible costs and savings ○ Moderate savings ○ Large savings ● Varies 		

○ Unknown		
Cost Effectiveness Does the cost-effectiveness of the intervention favor the intervention or the comparison?		
Judgment	Research Evidence	Additional Considerations
<ul style="list-style-type: none"> ○ Favors the comparison ○ Probably favors the comparison ○ Does not favor either the intervention or the comparison ○ Probably favors the intervention ○ Favors the intervention ● Varies ○ No included studies 		
Acceptability Is the intervention acceptable to key stakeholders?		
Judgment	Research Evidence	Additional Considerations
<ul style="list-style-type: none"> ○ No ○ Probably no ○ Probably yes ○ Yes 	An Australian survey conducted at pharmacies (Sake et al [2019]) ⁷ reported that 48 of 75 participants did not prefer behavioral therapies for various reasons such as lack of confidence in behavioral therapies, lack of time, dependency on sleeping pills, participants' perception that behavioral	

<ul style="list-style-type: none"> ● Varies ○ Unknown 	therapies take longer to produce effects, participants' perception that seeing a psychologist is costly, and other undefined reasons (participants were allowed to select multiple answers).	
Feasibility		
Is the intervention feasible to implement?		
Judgment	Research Evidence	Additional Considerations
<ul style="list-style-type: none"> ○ No ○ Probably no ○ Probably yes ○ Yes ● Varies ○ Unknown 	The CGC acknowledges that CBT is not accessible in all geographic locations. The availability of high-quality in-person CBT is likely low. Adequate training and experience of therapists is necessary. Online CBT resources are more easily available, but quality may be difficult to assess. Feasibility may vary on geographic location.	

Summary of Judgments

	JUDGMENT						
PROBLEM	No	Probably no	Probably yes	Yes		Varies	Unknown
DESIRABLE EFFECTS	Trivial	Small	Moderate	Large		Varies	Unknown
UNDESIRABLE EFFECTS	Trivial	Small	Moderate	Large		Varies	Unknown
CERTAINTY OF EVIDENCE	Very low	Low	Moderate	High			No included studies

	JUDGMENT						
VALUES	Important uncertainty or variability	Possibly important uncertainty or variability	Probably no important uncertainty or variability	No important uncertainty or variability			
BALANCE OF EFFECTS	Favors the comparison	Probably favors the comparison	Does not favor either the intervention or the comparison	Probably favors the intervention	Favors the intervention	Varies	Unknown
RESOURCES REQUIRED	Large costs	Moderate costs	Negligible costs and savings	Moderate savings	Large savings	Varies	Unknown
CERTAINTY OF EVIDENCE OF REQUIRED RESOURCES	Very low	Low	Moderate	High			No included studies
COST EFFECTIVENESS	Favors the comparison	Probably favors the comparison	Does not favor either the intervention or the comparison	Probably favors the intervention	Favors the intervention	Varies	No included studies
EQUITY	Reduced	Probably reduced	Probably no impact	Probably increased	Increased	Varies	Unknown
ACCEPTABILITY	No	Probably no	Probably yes	Yes		Varies	Unknown
FEASIBILITY	No	Probably no	Probably yes	Yes		Varies	Unknown

Type of Recommendation

Strong recommendation against the intervention ○	Conditional recommendation against the intervention ○	Conditional recommendation for either the intervention or the comparison ○	Conditional recommendation for the intervention ○	Strong recommendation for the intervention ●
---	--	---	--	--

Conclusions

Recommendation

Recommendation 10: Clinicians should offer patients undergoing BZD tapering behavioral interventions tailored to their underlying conditions (eg, CBT, CBT-I) or provide them with referrals to access these interventions (Low Certainty, Strong Recommendation).

Justification

The evidence of treatment effect is very uncertain due to the small size and high risk of bias in most studies evaluated. The evidence consistently showed a benefit of CBT + Taper compared to Taper alone in most critical outcomes such that the balance of desirable and undesirable effects probably favors CBT + Taper. The CGC acknowledges the potential limitations in patient acceptability and provider feasibility.

EtD Table 2 References Summary

1. Morin CM, Bastien C, Guay B, Radouco-Thomas M, Leblanc J, Vallières A. Randomized clinical trial of supervised tapering and cognitive behavior therapy to facilitate benzodiazepine discontinuation in older adults with chronic insomnia. *AJP*. 2004;161(2):332-342. doi:10.1176/appi.ajp.161.2.332
2. Otto MW, McHugh RK, Simon NM, Farach FJ, Worthington JJ, Pollack MH. Efficacy of CBT for benzodiazepine discontinuation in patients with panic disorder: further evaluation. *Behav Res Ther*. 2010;48(8):720-727.
3. Gosselin P, Ladouceur R, Morin CM, Dugas MJ, Baillargeon L. Benzodiazepine discontinuation among adults with GAD: a randomized trial of cognitive-behavioral therapy. *J Consult Clin Psychol*. 2006;74(5):908-919. doi:10.1037/0022-006X.74.5.908
4. Spiegel DA, Bruce TJ, Gregg SF, Nuzzarello A. Does cognitive behavior therapy assist slow-taper alprazolam discontinuation in panic disorder? *Am J Psychiatry*. 1994;151:876-881.
5. Otto MW, Pollack MH, Sachs GS, Reiter SR, Meltzer-Brody S, Rosenbaum JF. Discontinuation of benzodiazepine treatment: efficacy of cognitive-behavioral therapy. *Am J Psychiatry*. 1993;150(10):1485-1490.
6. Baillargeon L, Landreville P, Verreault R, Beauchemin JP, Grégoire JP, Morin CM. Discontinuation of benzodiazepines among older insomniac adults treated with cognitive-behavioural therapy combined with gradual tapering: a randomized trial. *CMAJ*. 2003;169(10):1015-1020.
7. Sake FT, Wong K, Bartlett DJ, Saini B. Benzodiazepine usage and patient preference for alternative therapies: A descriptive study. *Health Sci Rep*. 2019;2(5):e116. doi:10.1002/hsr2.116

EtD Table 3. Phenobarbital Compared to No Taper for Benzodiazepine Discontinuation

Brief Evidence Summary

This EtD table supports Key Question 1. The systematic review identified two retrospective chart reviews with 665 participants that reviewed the outcomes of a phenobarbital taper for benzodiazepine detoxification. Both chart reviews had a high risk of bias from their observational nature (Kawasaki et al [2012]; Sartori et al [2022]). Both chart reviews (Kawasaki et al [2012]; Sartori et al [2022]) had a high amount of success in tapering patients with minimal adverse events.

Summary of Findings Table

Certainty assessment							Impact	Certainty	Importance
No of studies	Study design	Risk of bias	Inconsistency	Indirectness	Imprecision	Other considerations			

BZD Cessation, immediately following rapid phenobarbital taper

Certainty assessment							Impact	Certainty	Importance
No of studies	Study design	Risk of bias	Inconsistency	Indirectness	Imprecision	Other considerations			
2 ^{1,2}	non-randomised studies	very serious ^a	not serious	not serious	not serious	none	540/665 (81.2%) were BZD free after phenobarbital taper. Of the patients that completed the taper and were not BZD free (125/355, 35.2%) they tapered their BZD in outpatient.	⊕⊕○○ Low ^a	CRITICAL

Adverse Events

Certainty assessment							Impact	Certainty	Importance
No of studies	Study design	Risk of bias	Inconsistency	Indirectness	Imprecision	Other considerations			
2 ^{1,2}	non-randomised studies	very serious ^a	not serious	not serious	not serious	none	4/665 (0.6%) had adverse events during phenobarbital taper. Adverse events included delirium 3/310 (Kawasaki 2012) and a skin rash 1/355 (Sartori 2022).	⊕⊕○○ Low ^a	CRITICAL

Left against medical advice

2 ^{1,2}	non-randomised studies	very serious ^a	not serious	not serious	not serious	none	72/665 (10.8%) left against medical advice	⊕⊕○○ Low ^a	CRITICAL
------------------	------------------------	---------------------------	-------------	-------------	-------------	------	--	--------------------------	----------

BZD: benzodiazepine **CI:** confidence interval

GRADE Working Group Grades of Evidence

High quality: Further research is very unlikely to change our confidence in the estimate of effect.

Moderate quality: Further research is likely to have an important impact on our confidence in the estimate of effect and may change the estimate.

Low quality: Further research is very likely to have an important impact on our confidence in the estimate of effect and is likely to change the estimate.

Very low quality: We are very uncertain about the estimate.

Explanations

- a. Retrospective chart review. Unclear how patients were selected into the chart review

Question

Should Phenobarbital vs. Not tapering be used for BZD discontinuation?	
POPULATION:	BZD discontinuation
INTERVENTION:	Phenobarbital taper
COMPARISON:	No taper
MAIN OUTCOMES:	BZD Cessation, Adverse Events, Left against medical advice.
SETTING:	Inpatient setting where a phenobarbital taper is done.
PERSPECTIVE:	Patient-level
CONFLICT OF INTERESTS:	None identified.

Assessment

Problem		
Is the problem a priority?		
Judgement	Research evidence	Additional considerations
<ul style="list-style-type: none"> <input type="radio"/> No <input type="radio"/> Probably no <input type="radio"/> Probably yes <input checked="" type="radio"/> Yes <input type="radio"/> Varies <input type="radio"/> Don't know 		
Desirable Effects		
How substantial are the desirable anticipated effects?		
Judgement	Research evidence	Additional considerations
<ul style="list-style-type: none"> <input type="radio"/> Trivial <input type="radio"/> Small <input checked="" type="radio"/> Moderate <input type="radio"/> Large <input type="radio"/> Varies <input type="radio"/> Don't know 	<p>Kawasaki et al 2012 was a chart review of 310 patients that had a 3-day fixed-dose phenobarbital taper for BZD dependence. All 310 patients were tapered and only 3/310 (1%) had a readmission for treatment of BZD withdrawal.</p>	<p>Messinger et al 2023 was a case study (n = 1) where a patient was rapidly tapered (per their request) and given a large dose of intravenous phenobarbital (650 mg) at the end of the taper. Patient remained</p>

	Sartori et al 2022 was a chart review of 355 patients that had a phenobarbital detoxification. The patients were hospitalized for treatment, and at discharge 230/355 (64.8%) were BZD free, while the rest of the patients 125/355 (35.2%) had a supportive BZD therapy that was tapered in outpatient.	hospitalized for a few days following and was released and remained BZD-free at the latest follow-up (60-days).
Undesirable Effects		
How substantial are the undesirable anticipated effects?		
Judgement	Research evidence	Additional considerations
<ul style="list-style-type: none"> ○ Trivial ● Small ○ Moderate ○ Large ○ Varies ○ Don't know 	<p>Kawasaki et al 2012: Adverse events included 3/310 (1%) had delirium and 22/310 (7.1%) had an ED visit within 30 days after taper.</p> <p>Sartori et al 2022: Adverse events included 1/355 that got a skin rash and discontinued phenobarbital.</p>	
Certainty of evidence		
What is the overall certainty of the evidence of effects?		
Judgement	Research evidence	Additional considerations

- Very low
- Low
- Moderate
- High
- No included studies

Outcomes	Importance	Certainty of the evidence (GRADE)
BZD Cessation, immediately following rapid phenobarbital taper	CRITICAL	⊕⊕○○ Low ^a
Adverse Events	CRITICAL	⊕⊕○○ Low ^a
Left against medical advice	CRITICAL	⊕⊕○○ Low ^a

a. Retrospective chart review. Unclear how patients were selected into the chart review.

Values

Is there important uncertainty about or variability in how much people value the main outcomes?

Judgement	Research evidence	Additional considerations
<ul style="list-style-type: none"> ○ Important uncertainty or variability ○ Possibly important uncertainty or variability ● Probably no important uncertainty or variability ○ No important uncertainty or variability 	<p>There was no evidence in the literature review about values and preferences of outcomes.</p> <p>Outcomes included BZD cessation, adverse events, and left against medical advice.</p>	Variability likely exists across the patient population, but direct research evidence is lacking.
<p>Balance of effects</p> <p>Does the balance between desirable and undesirable effects favor the intervention or the comparison?</p>		
Judgement	Research evidence	Additional considerations
<ul style="list-style-type: none"> ○ Favors the comparison ○ Probably favors the comparison ○ Does not favor either the intervention or the comparison ● Probably favors the 	Both the desirable and undesirable effects favor phenobarbital taper.	

intervention <input type="radio"/> Favors the intervention <input type="radio"/> Varies <input type="radio"/> Don't know		
Resources required		
How large are the resource requirements (ie, costs)?		
Judgement	Research evidence	Additional considerations
<input type="radio"/> Large costs <input type="radio"/> Moderate costs <input type="radio"/> Negligible costs and savings <input type="radio"/> Moderate savings <input type="radio"/> Large savings <input checked="" type="radio"/> Varies <input type="radio"/> Don't know		
Cost effectiveness		
Does the cost-effectiveness of the intervention favor the intervention or the comparison?		
Judgement	Research evidence	Additional considerations

<ul style="list-style-type: none"> ○ Favors the comparison ○ Probably favors the comparison ○ Does not favor either the intervention or the comparison ○ Probably favors the intervention ○ Favors the intervention ● Varies ○ No included studies 		
<p>Acceptability</p> <p>Is the intervention acceptable to key stakeholders?</p>		
<p>Judgement</p>	<p>Research evidence</p>	<p>Additional considerations</p>
<ul style="list-style-type: none"> ○ No ○ Probably no ● Probably yes ○ Yes ○ Varies ○ Don't know 	<p>Kawasaki et al 2012: 53/310 (17.1%) left against medical advice.</p> <p>Sartori et al 2022: 19/355 (5.3%) left against medical advice.</p> <p>Total: 72/665 (10.8%)</p>	

Feasibility		
Is the intervention feasible to implement?		
Judgement	Research evidence	Additional considerations
<input type="radio"/> No <input type="radio"/> Probably no <input checked="" type="radio"/> Probably yes <input type="radio"/> Yes <input type="radio"/> Varies <input type="radio"/> Don't know		

Summary of Judgements

	Judgement						
Problem	No	Probably no	Probably yes	Yes		Varies	Don't know
Desirable Effects	Trivial	Small	Moderate	Large		Varies	Don't know

Judgement							
Undesirable Effects	Trivial	Small	Moderate	Large		Varies	Don't know
Certainty of evidence	Very low	Low	Moderate	High			No included studies
Values	Important uncertainty or variability	Possibly important uncertainty or variability	Probably no important uncertainty or variability	No important uncertainty or variability			
Balance of effects	Favors the comparison	Probably favors the comparison	Does not favor either the intervention or the comparison	Probably favors the intervention	Favors the intervention	Varies	Don't know

Judgement							
Resources required	Large costs	Moderate costs	Negligible costs and savings	Moderate savings	Large savings	Varies	Don't know
Cost effectiveness	Favors the comparison	Probably favors the comparison	Does not favor either the intervention or the comparison	Probably favors the intervention	Favors the intervention	Varies	No included studies
Equity	Reduced	Probably reduced	Probably no impact	Probably increased	Increased	Varies	Don't know
Acceptability	No	Probably no	Probably yes	Yes		Varies	Don't know
Feasibility	No	Probably no	Probably yes	Yes		Varies	Don't know

Type of Recommendation

Strong recommendation against the intervention <input type="radio"/>	Conditional recommendation against the intervention <input type="radio"/>	Conditional recommendation for either the intervention or the comparison <input type="radio"/>	Conditional recommendation for the intervention <input type="radio"/>	Strong recommendation for the intervention <input checked="" type="radio"/>
---	--	---	--	---

Conclusions

Recommendation

Recommendation 13. Tapering with very long-acting agents such as phenobarbital:

- a. Can be considered for BZD withdrawal management in inpatient settings (Low Certainty, Strong Recommendation).

Justification

1. Kawasaki SS, Jacapraro JS, Rastegar DA. Safety and effectiveness of a fixed-dose phenobarbital protocol for inpatient benzodiazepine detoxification. *J Subst Abuse Treat.* 2012;43(3):331-334. doi:10.1016/j.jsat.2011.12.011
2. Sartori S, Crescioli G, Brilli V, et al. Phenobarbital use in benzodiazepine and z-drug detoxification: a single-centre 15-year observational retrospective study in clinical practice. *Intern Emerg Med.* 2022;17(6):1631-1640. doi:10.1007/s11739-022-02976-0

Appendix F. Pharmacokinetic Properties of Benzodiazepines

Table F.1 summarizes pharmacokinetic properties of BZD that are important to consider in determining relative risk for physical withdrawal and planning tapering strategies.

Table F.1. Pharmacokinetic Properties of Benzodiazepines¹

Benzodiazepine	Time to Peak Plasma Level (h; via oral)	Relative Lipid Solubility*	Onset of Action (min)**	Elimination Half-Life (h) [†]	Metabolism [‡]
Alprazolam	1–2 h (tablet or ODT) 5–11 h XR	Moderate	15–30	6–12	CYP3A4
Chlordiazepoxide	0.5–4 h	Moderate	15–30	5–10 36–200 (AM)	CYP3A4
Clonazepam	1–2 h	Low	15–30	18–50	CYP3A4
Clorazepate [§]	0.5–2 h	High	15		CYP2C19 CYP3A4
Diazepam	0.5–2 h	High	≤15	20–100 36–200 (AM)	CYP1A2 CYP2C9 CYP2C19 CYP3A4
Estazolam	2 h	Low	30–60	10–24	CYP3A4
Flurazepam	0.5–2 h	High	≤15	40–250 (AM)	CYP2C19 CYP3A4
Lorazepam	2–4 h	Moderate	15–30	10–20	Glucuronide conjugation
Oxazepam	2–4 h	Low	30–60	4–15	Glucuronide conjugation
Quazepam ²	2 h	High	15	39 73 (AM)	CYP2C9 CYP2C19 CYP3A4
Temazepam	2–3 h	Moderate	30–60	10–20	Glucuronide conjugation
Triazolam	1–2 h	Moderate	15–30	1.5–5	CYP3A4

[ALT TEXT] This table outlines pharmacokinetic properties of various BZD medications, including the time to peak plasma level following oral administration, relative lipid solubility, onset of action, elimination half-life of the active metabolite, and metabolism.

AM: active metabolite; **ODT:** orally disintegrating tablet; **XR:** extended release

* Increased lipid solubility results in more rapid onset of CNS activity but can also result in rapid redistribution into adipose tissue resulting in a shorter duration of action even in agents with long elimination half-life (eg, diazepam)

**Rapid onset of action is associated with high lipid solubility and increased potential for misuse.

† Agents with moderate to high lipid solubility will have shorter duration of action with single or intermittent doses than suggested by the elimination half-life as these medications distribute rapidly into adipose tissue. With initial dosing, multiple daily doses may be needed to maintain effect. With chronic use and repeated dosing, accumulation is more likely to occur with these agents, especially those with long elimination half-lives (eg, diazepam).³

‡ Agents metabolized via glucuronide conjugation do not have pharmacokinetic interactions and are considered to be safer in older adults and patients with hepatic impairment.

§ Hydrolyzed to nordiazepam in the stomach.

Sources:

1. Procyshyn R, Bezchlibnyk-Butler KZ, Jeffries JJ. *Clinical Handbook of Psychotropic Drugs*. Hogrefe Verlag GmbH & Co. KG; 2021.

<https://elibrary.hogrefe.com/book/10.1027/00593-000>

2. Aronson JK ed. *Meyler's Side Effects of Drugs. The International Encyclopedia of Adverse Drug Reactions and Interactions*. 16th ed. Elsevier; 2016.

3. Dettli L. Benzodiazepines in the treatment of sleep disorders: pharmacokinetic aspects. *Acta Psychiatr Scand Suppl*. 1986;332:9-19. doi:10.1111/j.1600-0447.1986.tb08975.x

1.

Appendix G. Resources

Resources for Screening for Substance Use

- Tobacco, Alcohol, Prescription medication, and other Substance use Tool (TAPS; <https://nida.nih.gov/taps2/>)

Resources for Benzodiazepine Tapering Strategies

Adjunctive Therapy

- How to find CBT-I resources (Endorsed by American Academy of Sleep Medicine)
 - Insomnia Toolkit for Clinicians (<https://aasm.org/clinical-resources/insomnia-toolkit/>)
 - Locate a CBT-I Provider (<https://cbti.directory>)

Drug Interactions

- Flockhart Table™: Flockhart DA, Thacker, D., McDonald, C., Desta, Z. *The Flockhart Cytochrome P450 Drug-Drug Interaction Table*. Division of Clinical Pharmacology, Indiana University School of Medicine (Updated 2021). <https://drug-interactions.medicine.iu.edu/>. Accessed September 26, 2024.
 - This table includes drug interactions that are mediated by cytochrome P450 enzymes. Medications listed as minor substrates or mild inhibitors may not have clinically significant interactions.

Taper Support

- Many patients noted that *The Ashton Manual* and *The Maudsley Deprescribing Guidelines* were helpful to read for BZD tapers.
 - Ashton CH. Benzodiazepines: How They Work and How to Withdraw (The Ashton Manual). Benzodiazepine Information Coalition; 2002.
 - Horowitz M, Taylor DM. *Chapter 3: Safe Deprescribing of Benzodiazepines and Z-drugs*. The Maudsley Deprescribing Guidelines: Antidepressants, Benzodiazepines, Gabapentinoids and Z-drugs. WILEY Blackwell; 2024.
 - Horowitz MA, Taylor D. How to reduce and stop psychiatric medication. *Eur Neuropsychopharmacol*. 2022;55:4-7. doi:10.1016/j.euroneuro.2021.10.001
- Liquid Tapering methods may help for smaller dose decreases.

- BIC information: <https://www.benzoinfo.com/benzodiazepine-tapering-strategies/>
- Compounding pharmacies can create custom medications.
 - Alliance for Pharmacy Compounding (<https://a4pc.org/>)
- Educational information for patients may include, but are not limited to, <https://mysleepwell.ca/> and EMPOWER programs such as ones from the VA (<https://marketplace.va.gov/innovations/eliminating-medications-through-patient-ownership-of-end-results>)

Resources for Workforce Safety and Well-Being

- Workforce Safety and Well-Being Resource Center (<https://www.jointcommission.org/our-priorities/workforce-safety-and-well-being/resource-center/>)

Resources for Population-Specific Considerations

Patients Co-prescribed Benzodiazepines and Opioids

- Risk Index for Overdose or Serious Opioid-Induced Respiratory Depression (RIOSORD)
- Opioid Risk Tool – OUD (ORT-OUD) (<https://nida.nih.gov/nidamed-medical-health-professionals/screening-tools-resources/opioid-risk-tool-oud-ort-oud>). This is also available in: Cheatle MD, Compton PA, Dhingra L, Wasser TE, O'Brien CP. Development of the revised opioid risk tool to predict opioid use disorder in patients with chronic nonmalignant pain. *J Pain*. 2019 1;20(7):842-851.

Patients with Benzodiazepine and/or Other Substance Use Disorders

Harm Reduction

- *Substance Abuse and Mental Health Services Administration: Harm Reduction Framework*. Center for Substance Abuse Prevention, Substance Abuse and Mental Health Services Administration; 2023. <https://www.samhsa.gov/sites/default/files/harm-reduction-framework.pdf>

Older Adults

- 2023 American Geriatrics Society Beers Criteria Update Expert Panel. American Geriatrics Society 2023 updated AGS Beers Criteria(R) for potentially inappropriate medication use in older adults. *J Am Geriatr Soc*. Jul 2023;71(7):2052-2081. doi:10.1111/jgs.18372

Patients Who Are Pregnant and Lactating

- Eat, Sleep, Console for NAS:
https://www.cffutures.org/files/QIC_Resources/Learning_with_the_Expert/Eat_Sleep_console_manual_with_tools_Yale_Boston_NNEPQIN.pdf
- ACOG Practice Bulletin: Clinical management guidelines for obstetrician-gynecologists number 92, April 2008 (replaces practice bulletin number 87, November 2007). Use of psychiatric medications during pregnancy and lactation. *Obstet Gynecol.* 2008;111(4):1001-20. doi:10.1097/AOG.0b013e31816fd910
- American College of Obstetricians and Gynecologists. Treatment and management of mental health conditions during pregnancy and postpartum: ACOG clinical practice guideline no. 5. *Obstet Gynecol.* 2023;141(6):1262-1288. doi:10.1097/aog.0000000000005202
- Shyken JM, Babbar S, Babbar S, Forinash A. Benzodiazepines in pregnancy. *Clin Obstet Gynecol.* 2019;62(1):156-167. doi:10.1097/GRF.0000000000000417
- Reproductive Psychiatry Resource & Information Center
(<https://womensmentalhealth.org/>)
- Pregnancy and Breastfeeding Exposures (<https://mothertobaby.org/pregnancy-breastfeeding-exposures/>)

Guidelines for the Treatment of Underlying Conditions

BZDs are prescribed for a variety of conditions. In most cases, other pharmacological and psychosocial interventions are more effective and associated with lower risk. This section includes references for CPGs for these underlying conditions that clinicians may consider incorporating into a given patient’s treatment plan before, during, or after BZD tapering.

Insomnia

- Sateia MJ, Buysse DJ, Krystal AD, Neubauer DN, Heald JL. Clinical practice guideline for the pharmacologic treatment of chronic insomnia in adults: an American Academy of Sleep Medicine clinical practice guideline. *J Clin Sleep Med.* 2017;13(2):307–349.
- Edinger JD, Arnedt JT, Bertisch SM, et al. Behavioral and psychological treatments for chronic insomnia disorder in adults: an American Academy of Sleep Medicine clinical practice guideline. *J Clin Sleep Med.* 2021;17(2):255–262.
- Qaseem A, Kansagara D, Forcica M, Cooke M, Denberg TD; Clinical Guidelines Committee of the American College of Physicians. Management of chronic insomnia

disorder in adults: a clinical practice guideline from the American College of Physicians. *Ann Intern Med* 2016;165(2):125-33. Epub 2016 May 3.

Anxiety and Mood Disorders

- Baldwin DS, Anderson IM, Nutt DJ, Allgulander C, Bandelow B, den Boer JA, *et al.* Evidence-based pharmacological treatment of anxiety disorders, post-traumatic stress disorder and obsessive-compulsive disorder: a revision of the 2005 guidelines from the British Association for Psychopharmacology. *J Psychopharmacol* 2014;28:403–39.
- Gautam S, Jain A, Gautam M, Vahia VN, Gautam A. Clinical Practice Guidelines for the Management of Generalised Anxiety Disorder (GAD) and Panic Disorder (PD). *Indian J Psychiatry*. 2017 Jan;59(Suppl 1):S67-S73. doi: 10.4103/0019-5545.196975.
- National Collaborating Centre for Mental Health (UK). Generalised Anxiety Disorder in Adults: Management in Primary, Secondary and Community Care. Leicester (UK): British Psychological Society; 2011. PMID: 22536620.
- Melaragno AJ. Pharmacotherapy for anxiety disorders: from first-line options to treatment resistance. *Focus*. 2021;19(2):145-60.
- Canadian Coalition for Seniors' Mental Health. Canadian Guidelines for the Assessment and Treatment of Anxiety in Older Adults. Toronto, Canada. 2024.

PTSD

- Courtois CA, Sonis J, Brown LS, Cook J, Fairbank JA, Friedman M, Schulz P. Clinical practice guideline for the treatment of posttraumatic stress disorder (PTSD) in adults. American Psychological Association. 2017:119.
- Schnurr PP, Hamblen JL, Kelber M, Wolf J. VA/DoD Clinical Practice Guideline for Management of Posttraumatic Stress Disorder and Acute Stress Disorder. Department of Veterans Affairs and Department of Defense. 2023: Version 4.0.

Seizure Disorders

- Kanner AM, Ashman E, Gloss D, Harden C, Bourgeois B, Bautista JF, Abou-Khalil B, Burakgazi-Dalkilic E, Llanas Park E, Stern J, Hirtz D. Practice guideline update summary: Efficacy and tolerability of the new antiepileptic drugs I: Treatment of new-onset epilepsy: Report of the Guideline Development, Dissemination, and Implementation Subcommittee of the American Academy of Neurology and the American Epilepsy Society. *Neurology*. 2018 Jul 10;91(2):74-81.
- Kanner AM, Ashman E, Gloss D, Harden C, Bourgeois B, Bautista JF, Abou-Khalil B, Burakgazi-Dalkilic E, Llanas Park E, Stern J, Hirtz D. Practice guideline update summary: Efficacy and tolerability of the new antiepileptic drugs II: Treatment-resistant epilepsy: Report of the Guideline Development, Dissemination, and Implementation

Subcommittee of the American Academy of Neurology and the American Epilepsy Society. *Neurology*. 2018 Jul 10;91(2):82-90.

Pain

- Katzberg HD, Khan AH, So YT. Assessment: Symptomatic treatment for muscle cramps (an evidence-based review) Report of the Therapeutics and Technology Assessment Subcommittee of the American Academy of Neurology. *Neurology*. 2010 Feb 23;74(8):691-6.
- NICE Guideline NG193 NI. Chronic pain (primary and secondary) in over 16s: assessment of all chronic pain and management of chronic primary pain. *Methods*. 2021 Apr;10.

Appendix H. Benzodiazepine Dose Equivalents

Table H.1 summarizes approximate dose equivalents to inform decisions about transitioning from one BZD to another for the purpose of tapering.

Table H.1. Benzodiazepine Approximate Dose Equivalents to 10 mg Oral Diazepam[†]

Benzodiazepine	ATC Therapeutic Class	VA/DoD SUD CPG (2021) ¹	Ashton Manual (2002) ^{2‡}
Alprazolam	Anxiolytic	1	0.5
Chlordiazepoxide	Anxiolytic	25	25
Clonazepam	Antiepileptic	1	0.5
Clorazepate	Anxiolytic	15	15
Diazepam	Anxiolytic	10	10
Estazolam	Sedative–Hypnotic	1	1-2
Flurazepam	Sedative–Hypnotic	15	15-30
Lorazepam	Anxiolytic	2	1
Oxazepam	Anxiolytic	30	20
Quazepam	Sedative–Hypnotic	10	20
Temazepam	Sedative–Hypnotic	15	20
Triazolam	Sedative–Hypnotic	0.25	0.5

[ALT TEXT] Approximate dose equivalents of various BZD medications to a 10 mg dose of oral diazepam as determined by the VA/DoD SUD guideline and *The Ashton Manual*.

ATC: Anatomical Therapeutic Chemical classification system; **CPG:** clinical practice guideline; **DoD:** US Department of Defense; **SUD:** substance use disorder; **VA:** US Department of Veterans Affairs

[†] These doses are intended for guidance only. Clinical decisions on dose should be individualized based on the patient response.

[‡] Same equivalents in Ashton, H. Benzodiazepine Equivalence Table [Online]. Revised April 2007. <https://www.benzo.org.uk/bzequiv.htm> and Ashton CH. The diagnosis and management of benzodiazepine dependence. *Curr Opin Psychiatry*. 2005;18(3):249-255. doi:10.1097/01.yco.0000165594.60434.84

Sources:

1. Department of Veterans Affairs, Department of Defense. VA/DoD Clinical Practice Guideline for the Management of Substance Use Disorders. 2021.
2. Ashton CH. *Benzodiazepines: How They Work and How to Withdraw (The Ashton Manual)*. Institute of Neuroscience, Newcastle University; 2002.

Appendix I. Sample Tapering Strategies and Case Descriptions

Tapering Case Descriptions

This Appendix contains five case descriptions highlighting a variety of aspects of BZD tapering, including patient engagement, considerations for tapering, tapering strategies, withdrawal management, and population considerations. These cases are not meant to endorse specific tapering strategies or protocols but are meant to illustrate how the recommendations in this Guideline may be applied to a variety of clinical scenarios.

Case 1: Taking Over a Long-Term BZD Prescription in Primary Care

Mr. Z is a 59-year-old male who has been taking 2 mg clonazepam twice daily for an unknown number of years. He was started on the medication “years ago” during a period of high stress when he had lost his job and gotten divorced. You have an established relationship with Mr. Z as his primary care physician treating him for hypertension and diabetes. Mr. Z’s psychiatrist recently retired, leaving you to manage his psychiatric medication.

You engage Mr. Z in a discussion of his BZD medication. You express concern that his dose is fairly high, especially considering his other medical conditions. He objects at first, stating that his psychiatrist never saw a problem with the amount of medication he was taking. You educate Mr. Z on the risks of continued use and share that he may feel better taking less medication. However, he is afraid to stop taking the medication because he experienced intolerable anxiety when he missed a dose once. You educate Mr. Z on withdrawal symptoms, explaining the symptoms he experienced when missing a dose may have been related to withdrawal. You explain to Mr. Z that he will likely experience some withdrawal symptoms, but you will work with him to minimize these and make them tolerable. Mr. Z agrees to try tapering.

Prior to beginning the taper, you help Mr. Z locate a therapist to help with stress management. You and Mr. Z agree that a small reduction of his total daily clonazepam dose from 4 mg to 3.75 mg (ie, a 6.25% reduction) would be the best place to start, given the symptoms he experienced with missing an entire dose previously. You instruct Mr. Z to finish his remaining 1-week supply of 2 mg tablets. You then prescribe him 0.5 mg tablets, such that his dose becomes 3.5 tablets in the morning and 4 tablets at bedtime for a total daily dose of 3.75 mg. Mr. Z reports some sleep difficulty and anxiety, so the 3.75 mg daily dose is maintained for 2 months.

After 2 months, you and Mr. Z agree to decrease his dose to three 0.5 mg tablets in the morning and four tablets in the evening, bringing his daily dose down to 3.5 mg (a 6.67% decrease from the prior dose). After 1 month, Mr. Z is ready for the next decrease in dose to three 0.5mg tablets in the morning and 3 and a half 0.5mg tablets at bedtime for a total daily dose of 3.25 mg (7.14% reduction from prior dose). Further dose decreases included 0.25 mg reductions every 4-6 weeks beginning with the morning dose followed by the evening dose, until Mr. Z reached a total 2.5 mg dose. At that point Mr. Z begins to experience increased anxiety. You and Mr. Z agree to pause the taper for 10 weeks.

After 10 weeks, you and Mr. Z agree to continue with smaller dose reductions, reducing the dose by 0.125 mg. You prescribe 0.25 mg tablets and instruct Mr. Z to take 4 and a half in the morning and five at bedtime for a total daily dose of 2.375 mg. You continue reducing the daily dose by 0.125 mg every 4-6 weeks, based on shared decision-making and symptom tolerability. Although it takes nearly 2 years, Mr. Z is able to completely stop his BZD.

Case 2: Challenging Alprazolam Taper in Primary Care

Ms. D is a 36-year-old female who has been taking 0.5 mg alprazolam 3 times per day for 3 years. She was initially prescribed alprazolam for anxiety with panic attacks, but reports it is also helpful for her irritable bowel syndrome, migraines, and menstrual cramps. She had not tried other medication classes or therapy before starting alprazolam. Ms. D previously received medication from her gynecologist and gastroenterologist at separate times, and she is now

transitioning care to you as primary care physician. Ms. D is requesting an increase in her dose because she is experiencing an increase in anxiety.

Given the potential harms associated with BZDs, current guidelines are that they should be reserved for treatment-resistant cases of anxiety disorders where other treatment options have failed. For Ms. D, it would be best to try some other strategies with fewer associated risks to see if they might be effective. You engage Ms. D in a discussion of the evidence-based treatment options for her medical conditions, and share that BZD are not first-line treatments for these conditions. You educate Ms. D about the risks associated with ongoing use of BZD, and you assure her there are other pharmacological and nonpharmacological treatments that can be helpful. You reassure Ms. D that you are committed to finding an approach that will treat her symptoms, but that this process may take time. Ms. D is amenable to trying an SSRI and CBT and to tapering from her alprazolam once the SSRI has been titrated to an effective dose for her.

You start Ms. D on sertraline to address symptoms of anxiety as well as IBS and migraines. In parallel, you locate a CBT treatment provider and facilitate the referral. When the sertraline begins to show clinical effect, Ms. D begins the tapering process. Due to the potential difficulty in tapering from alprazolam given its short half-life and lack of active metabolites, you begin by slowly switching Ms. D to an equivalent dose of diazepam, explaining that a longer-acting medication may be easier to taper. Ms. D agrees that twice daily dosing would be more convenient and you begin the transition to 7.5 mg ([one and a half 5 mg tablets] 2x/day, for a total daily dose of 15 mg), switching one dose at a time over the course of two weeks. She reports experiencing significant withdrawal symptoms at this dose and you adjust to a 17.5 mg daily dose (two 5 mg tablets in the morning and 1.5 tablets in the evening).

After she has acclimated to the new medication you begin tapering. Ms. D opts to begin with a reduction of her morning dose by 2.5 mg (for a total daily dose of 15 mg, a 14.3% reduction). Ms. D continues making 2.5 mg dose reductions every 4 weeks until she reaches an overall daily dose of 5 mg. At this point Ms. D begins to experience increased withdrawal symptoms, so you pause the taper and maintain her on the current dose for 8 weeks. At this point she is ready to continue with a slower pace of taper. Ms. D agrees to a 1 mg dose reduction so you prescribe 2

mg tablets. She begins taking one 2 mg tablet in the morning and one in the evening for a total of 4 mg daily, but reports a significant increase in withdrawal symptoms. You again pause the taper; however she continues to report intolerable symptoms. You agree to try a 4.5 mg daily dose (1 and ¼ pills in the morning and one in the evening). At this dose her symptoms are more manageable, but she is very nervous about continuing to taper. You agree to pause at the current dose for 8 weeks and then try an even slower taper.

At 8 weeks Ms. D indicates that she has just taken on new caregiving responsibilities for her father who is receiving cancer treatment and is experiencing a lot of stress as a result. She asks to delay the taper and you agree, with a plan to revisit the plan in another 8 weeks. You recommend that she can try skipping the ¼ tablet on days when it feels manageable. At her next visit she notes that she skipped the ¼ tablet a few times and it went okay. She agrees to try the 4 mg daily dose again.

After 4 weeks she reports that she is very nervous about continuing the taper but that she is willing to try. You reassure her that she can reach out at any time if the symptoms are intolerable and you will come up with a plan together. She agrees to a 3.5 mg dose (one 2 mg tablet in the morning and ¾ of a pill in the evening). Ms. D begins to experience intolerable insomnia. She calls your office to say she doesn't think she can handle this right now with all of the stress she is under. You discuss adding an adjunctive medication, such as mirtazapine or trazadone, to help her sleep. She is hesitant to add another psychiatric medication. After further discussion she reveals that her sleep problems relate to nightmares that interrupt her sleep and prevent her from falling back to sleep. You note that nightmares are commonly associated with PTSD and recommend that she get assessed for this, noting the effective treatments are available, including eye movement desensitization and reprocessing (EMDR). You also discuss adding prazosin, a medication that is commonly used to treat high blood pressure but can also be used to treat PTSD associated nightmares. She agrees to try it.

You ask Ms. D if she thinks she can tolerate the current dose of BZD if you plan to maintain it while she begins prazosin and schedules an assessment for PTSD with her therapist. She expresses confidence in this plan. After a few weeks on prazosin she is ready to continue with

BZD dose reductions. She agrees to a 3 mg dose ($\frac{3}{4}$ of a 2 mg tablet in the morning and $\frac{3}{4}$ of a tablet in the evening). Ms. D tolerates this dose reduction and after 4 weeks agrees to a 0.5 mg dose reduction, beginning with the morning dose ($\frac{1}{2}$ of a 2 mg tablet in the morning and $\frac{3}{4}$ of a tablet in the evening, for a 2.5 mg total daily dose). Ms. D is able to tolerate 2 more 0.5 mg dose reductions, However, when she reaches a 2 mg total daily dose ($\frac{1}{2}$ of a 2 mg tablet in the morning and $\frac{1}{2}$ of a tablet in the evening) her father passes away. Her grief is overwhelming and she expresses significant anxiety about continuing BZD dose reductions. You agree to maintain the current dose of BZD noting that her risks are greatly reduced compared to when she started because of the lower dose. You plan to check in on how she is doing at her next medication refill appointment.

Case 3: Managing a Long-Term Prescription for an Older Adult

Mr. M is a 75-year-old male who was prescribed lorazepam 2 mg at bedtime PRN for insomnia. He does not recall when he was first prescribed the medication, but he remembers that his dose was increased a few years ago when he was having more trouble sleeping after the loss of his brother. He lives at home with his wife. Electronic records indicate that the patient is filling the PRN prescription regularly, and Mr. M confirmed he is taking the medication daily.

Mr. M denies excessive daytime sedation. However, Mr. M's wife is concerned that his memory is declining, and at times he seems confused and disorganized. You engage Mr. M in a conversation about the relationship of BZD with cognitive impairment. Mr. M admits that he feels "foggy" sometimes, but that he did not realize his medication could be a contributing factor to this. He confirms that he is willing to try tapering the BZD but worries that he will not be able to sleep. You share with Mr. M that BZD are not intended to be used long-term for sleep. You reassure Mr. M that there are other strategies that might even help him sleep better.

Unfortunately, you are unable to locate any providers who specialize in CBT-I, however you show him a mobile CBT-I app that is recommended by the Veterans Administration and you provide education on sleep hygiene strategies. You also provide education on withdrawal symptoms that he might experience, and you encourage Mr. M to let you know right away if

these symptoms are intolerable. The goal is to reduce the overall dose down to a safer level and hopefully improve cognition.

Mr. M agrees to reduce his dose by 0.5 mg for one week by quartering tablets and taking $\frac{3}{4}$ of a tablet at bedtime. After one week, Mr. M reports a few bothersome withdrawal symptoms, and says he does not feel ready to reduce the dose any further. While avoiding returning to the previous dose, you hold the current dose until Mr. M is ready to reduce his dose further. Within two weeks, he reports fewer symptoms, and agrees to try another reduction, this time reducing to $\frac{1}{2}$ tablet (dose = 1 mg) at bedtime. After one month, Mr. M's wife reports that his memory seems to be improving. When he is due for a prescription refill, you prescribe 0.5 mg tablets to allow for more dose flexibility. You jointly agree to reduce his dose by 0.25 mg, instructing him to take one and a half 0.5 mg tablets at bedtime (dose = 0.75 mg). After 6 weeks, Mr. M is ready to reduce his dose down to 0.5 mg at bedtime (one 0.5 mg tablet). Toward the end of the taper, you slow the pace (reducing by $\frac{1}{4}$ tablet or 0.125 mg every 4-6 weeks) until Mr. M is ready to start skipping doses, and after a year Mr. M is able to discontinue the medication.

Case 4: Managing Anxiety in a Pregnant Patient

Ms. L is a 32-year-old female who has been taking 10 mg diazepam 2x/day for anxiety for about 2 months. She just discovered she is 8 weeks pregnant and expresses a strong desire to taper from her BZD for the health of her baby, although she is also concerned about how she will manage her anxiety during pregnancy.

You engage Ms. L in a discussion about the risks and benefits of continuing her BZD, as well as alternative treatment options. You reassure her of treatment options to address anxiety that are safe for her baby, including SSRI/SNRI. While educating Ms. L on SSRI/SNRI, you explain that while these medications can cause neonatal withdrawal symptoms, these are generally less severe and shorter duration compared to BZD-related neonatal withdrawal. You also provide education on withdrawal symptoms and encourage her to let you know if they become intolerable. Ms. L expresses high motivation to try SSRI medication and virtual therapy sessions

with a mental health provider, and taper from her BZD. You locate a referral for a therapist skilled in CBT, and prescribe a course of sertraline.

At 10 weeks, Ms. L initially reduces her morning dose to 7.5 mg [one and a half 5 mg tablets] and continues to reduce her dose every three weeks through the second trimester. At 24 weeks, after switching to 2mg tablets, she has tapered down to 3 mg and reports increased withdrawal symptoms. You adjust the tapering process to smaller and less frequent dose reductions, and by 34 weeks she has tapered from the BZD medication completely. Ms. L delivers a healthy baby. You continue to follow Ms. L closely to monitor for postpartum anxiety.

Case 5: Managing Risk for Severe Withdrawal in a Patient with Benzodiazepine Use Disorder

Mr. B is a 22-year-old male, who started using alprazolam he obtained from friends to “deal with stress.” Mr. B then began purchasing BZD pills from websites. He has been taking BZD for about 3 years and also drinking alcohol in combination with the BZD. He has a history of a seizure in the context of prior alcohol withdrawal. Mr. B presents to a withdrawal management service in an ASAM Criteria Level 3.7 residential addiction treatment facility, requesting help with tapering because he has tried stopping and is unable to do so on his own. He reports that he does not have a PCP.

Mr. B meets criteria for a severe BZD use disorder. Because of his current estimated dose of alprazolam (5–7.5 mg daily) and history of seizure, Mr. B is at risk for severe withdrawal. You would not consider outpatient treatment for this patient due to safety concerns. You admit this patient to the residential withdrawal management unit to begin phenobarbital taper (See [Sample Residential \(Level 3.7\) Protocol for Phenobarbital Taper](#)).

However, once admitted you conducted a drug screen that is positive for opioids. You suspect Mr. B has been taking counterfeit alprazolam that are contaminated with opioids (including fentanyl), and it is apparent he is also experiencing opioid withdrawal. The patient is transferred to the hospital as management of BZD and opioid withdrawal concurrently is likely to be more complex. Buprenorphine is initiated in the hospital along with a phenobarbital taper (See [Sample Hospital \(Level 4\) Protocol for Phenobarbital Taper](#)).

During discharge planning, Mr. B is offered ongoing care for SUD, and treatment options are discussed. Mr. B states he prefers to begin a residential treatment program, as his partner is continuing to use substances, and is referred to a local program for SUD treatment and management.

Sample Residential (Level 3.7) Protocol for Phenobarbital Taper

Disclaimer: This is an **example** protocol that is currently used in a residential SUD treatment setting for tapering with phenobarbital. It should NOT be interpreted as an exact recommended protocol.

Clinicians should note the following global considerations for implementing a phenobarbital taper in residential settings:

- Do not start phenobarbital until at least 8 hours after the patient's last BZD use.
 - Patients who primarily use alprazolam may have significant withdrawal symptoms less than 8 hours since their last dose. If patients have significant objective signs and symptoms of withdrawal, a phenobarbital protocol can be initiated prior to 8 hours.
- Consider a patient's risk for seizure and manage as appropriate.
- If patients show signs of oversedation, delay the following phenobarbital dose.
- Although the protocol is only 6 days, phenobarbital's long half-life ensures the medication will continue to be active for several days afterward, resulting in an auto-taper.

During the first day, patients must be assessed at least every 4 hours for safety, even if this involves waking them up. Although in rare cases, patients may receive a phenobarbital loading dose intramuscularly or intravenously, the doses in the protocol described in Table I.1 are oral.

Table I.1. Sample Residential (Level 3.7) Protocol for Phenobarbital Taper

Day 1	<ul style="list-style-type: none">• 64.8 mg initial dose and then 32.4 mg every 4 hours• If the patient is experiencing significant withdrawal symptoms, clinicians may add a 32.4 mg dose• 226.8 mg total scheduled daily dose, with a maximum total daily dose of 330 mg
Day 2	<ul style="list-style-type: none">• 32.4 mg every 4 hours• If the patient is experiencing significant withdrawal symptoms, clinicians may add a 32.4 mg dose• 194.4 mg total scheduled daily dose, with a maximum total daily dose of 300 mg
Day 3	<ul style="list-style-type: none">• 32.4 mg every 6 hours• If the patient is experiencing significant withdrawal symptoms, clinicians may add a 32.4 mg dose• 129.6 mg total scheduled daily dose, with a maximum total daily dose of 240 mg
Day 4	<ul style="list-style-type: none">• 32.4 mg every 8 hours• If the patient is experiencing significant withdrawal symptoms, clinicians may add a 32.4 mg dose• 97.2 mg total scheduled daily dose, with a maximum total daily dose of 180 mg
Day 5	<ul style="list-style-type: none">• 32.4 mg every 12 hours• If the patient is experiencing significant withdrawal symptoms, clinicians may add a 32.4 mg dose• 64.8 mg total scheduled daily dose, with a maximum total daily dose of 150 mg
Day 6	The patient may be discharged (or, for patients with SUD, transitioned to a less intensive level of addiction care) when the total daily dose is <60mg within 24 hours

[ALT TEXT] An example of a 6-day tapering protocol using oral phenobarbital in a medically managed residential setting.

Table I.2. Sample Hospital (Level 4) Protocol for Phenobarbital Taper

Disclaimer: This is an **example** protocol that is currently used in a hospital setting for tapering with phenobarbital. It should NOT be interpreted as an exact recommended protocol.

- Administer a test dose of 64.8 mg oral phenobarbital.
- Assess patients 1 hour after administering the test dose to ensure they are not oversedated or intoxicated.

If patients tolerates the test dose, continue with the following phenobarbital taper schedule:

- 129.6 mg oral phenobarbital every 4 hours for a daily total of 6 doses
- 129.6 mg oral phenobarbital every 6 hours for a daily total of 4 doses
- 129.6 mg oral phenobarbital every 8 hours for a daily total of 3 doses

If patients exhibit any signs or symptoms of oversedation or intoxication, hold the next scheduled dose.

After 72 hours, patients should be safe for discharge (or, for patients with SUD, transitioned to a less intensive level of addiction care) without additional phenobarbital or BZD doses.

Appendix J. Adjunctive Psychosocial Interventions

Table J.1 was created to support [Recommendation #10](#):

Clinicians should offer patients undergoing BZD tapering behavioral interventions tailored to their underlying conditions (eg, CBT, CBT-I) or provide them with referrals to access these interventions (**Low Certainty**, Strong Recommendation). Table J.1 is not intended to be an exhaustive list, but rather a sample of interventions identified by the CGC that may be considered.

Table J.1. Adjunctive Psychosocial Interventions

	BRIEF DESCRIPTION	PAPERS/RESOURCES
Behavioral Interventions		
CBT ¹⁻⁷	Cognitive behavioral therapy is a structured psychological treatment that helps to change thoughts, feelings, and behaviors, to treat a variety of problems.	CBT for panic (Otto et al [2010]; Otto et al [1993]; Spiegel et al [1994]) CBT for BZD withdrawal (O'Connor et al [2008]; Oude Voshaar et al [2003]) CBT for GAD (Gosselin et al [2006]) Digital CBT (Klein et al [2023])
CBT-I ⁸⁻¹⁰	Cognitive behavioral therapy for insomnia is a structured psychological treatment that helps to change thoughts, feelings, and behaviors that are contributing to insomnia.	Coteur et al (2022); Morin et al (2004); Baillargeon et al (2003)
Behavior Modification ¹¹	Behavior modification is a psychotherapeutic intervention used to eliminate or reduce unwanted behavior.	Pottie et al (2018)

	BRIEF DESCRIPTION	PAPERS/RESOURCES
Mental Health Counseling	A variety of psychotherapy approaches are used in practice. Although CBT and behavior modification have the most evidence as adjunctive interventions for BZD withdrawal, other methods may be as or even more effective for specific patients. In general, any mental health provider who is comfortable addressing the reason for a patient's initial BZD prescription and managing symptoms that may develop during the withdrawal process (eg. anxiety, insomnia) will likely be helpful for patients.	American Counseling Association National Association of Social Workers National Alliance on Mental Illness
Lifestyle Factors		
Sleep Hygiene ^{8,12}	Sleep hygiene refers to environment and behaviors that are conducive to optimizing restorative sleep. These may include avoiding caffeine, stimulants, alcohol near bedtime. Along with setting up a night routine and sleep schedule that is conducive to good sleep.	Lähteenmäki et al (2013); Coteur et al (2023)
Exercise and Physical Activity ^{13,14}	Gentle exercise (eg, walking or swimming) may be helpful. <i>The Ashton Manual</i> recommends regular moderate enjoyable exercise during a benzodiazepine taper.	Reconnexion. <i>The Benzodiazepine Toolkit</i> (2018:54) <i>The Ashton Manual</i> (2002)

	BRIEF DESCRIPTION	PAPERS/RESOURCES
Diet ^{13,14}	Staying well-hydrated, eating a well-balanced diet, and eliminating caffeine (including energy drinks) and alcohol may be helpful.	Reconnexion. <i>The Benzodiazepine Toolkit</i> (2018:53) <i>The Ashton Manual</i> (2002)
Mindfulness ¹⁵	Mindfulness is a cognitive skill, usually developed through meditation.	Barros et al (2022)
Complementary Health Approaches		
Acupuncture ¹⁶	Yeung described acupuncture as the insertion of “fine needles at special acupoints on the body according to the traditional Chinese meridian theory. The inserted acupuncture needles can be connected by an electric-stimulator to deliver electric-stimulation and is termed as electroacupuncture.” ¹⁶	Electroacupuncture (Yeung et al [2019])
Progressive Muscle Relaxation ¹	Progressive muscle relaxation involves alternately tensing then relaxing muscles, one by one.	Otto et al (2010)
Anxiety Management Training (AMT) ¹⁷	In AMT, patients are “asked to imagine unpleasant events which they had experience, concentrate on early signs of distress and counteract them with relaxation.” ¹⁷	Elsesser et al (1996)

	BRIEF DESCRIPTION	PAPERS/RESOURCES
Peer Specialist Services		
Peer Support ^{18,19}	Individuals who typically have lived experience in BZD tapering, mental health, and/or substance use provide support one-on-one or in group settings, either in-person or virtually, to support people going through BZD tapering.	National Institutes for Health and Care Excellence (2022) Lynch et al (2022)

[ALT TEXT] This table presents some common psychosocial interventions that can be considered for use as adjuncts to support management of withdrawal symptoms during BZD tapering.

Sources:

1. Otto MW, McHugh RK, Simon NM, Farach FJ, Worthington JJ, Pollack MH. Efficacy of CBT for benzodiazepine discontinuation in patients with panic disorder: further evaluation. *Behav Res Ther.* 2010;48(8):720-727. doi:10.1016/j.brat.2010.04.002
2. Otto MW, Pollack MH, Sachs GS, Reiter SR, Meltzer-Brody S, Rosenbaum JF. Discontinuation of benzodiazepine treatment: efficacy of cognitive-behavioral therapy. *Am J Psychiatry.* 1993;150(10):1485-1490.
3. Spiegel DA, Bruce TJ, Gregg SF, Nuzzarello A. Does cognitive behavior therapy assist slow-taper alprazolam discontinuation in panic disorder? *Am J Psychiatry.* 1994;151(6):876-881.
4. O'Connor K, Marchand A, Brousseau L, et al. Cognitive-behavioural, pharmacological and psychosocial predictors of outcome during tapered discontinuation of benzodiazepine. *Clin Psychol Psychother.* 2008;15(1):1-14. doi:10.1002/cpp.556
5. Oude Voshaar RC, Gorgels WJ, Mol AJ, et al. Tapering off long-term benzodiazepine use with or without group cognitive-behavioural therapy: three-condition, randomised controlled trial. *Br J Psychiatry.* 2003;182:498-504. doi:10.1192/bjp.182.6.498
6. Gosselin P, Ladouceur R, Morin CM, Dugas MJ, Baillargeon L. Benzodiazepine discontinuation among adults with GAD: a randomized trial of cognitive-behavioral therapy. *J Consult Clin Psychol.* 2006;74(5):908-919. doi:10.1037/0022-006X.74.5.908
7. Klein B, Oldenhof E, Nguyen H, Schattner P, Shandley K. Exploration of the preliminary effectiveness and acceptability of a self-help digital intervention to support benzodiazepine

cessation and improve mental health and wellbeing: A one-group pilot trial. *J Behav Cogn Ther.* 2023;33(3):179-193. doi:10.1016/j.jbct.2023.09.003

8. Coteur K, Henrard G, Schoenmakers B, et al. Blended care to discontinue benzodiazepine receptor agonists use in patients with chronic insomnia disorder: a pragmatic cluster randomized controlled trial in primary care. *Sleep.* 2023;46(4):zsac278. doi:10.1093/sleep/zsac278

9. Morin CM, Bastien C, Guay B, Radouco-Thomas M, Leblanc J, Vallières A. Randomized clinical trial of supervised tapering and cognitive behavior therapy to facilitate benzodiazepine discontinuation in older adults with chronic insomnia. *Am J Psychiatry.* 2004;161(2):332-342. doi:10.1176/appi.ajp.161.2.332

10. Baillargeon L, Landreville P, Verreault R, Beauchemin JP, Grégoire JP, Morin CM. Discontinuation of benzodiazepines among older insomniac adults treated with cognitive-behavioural therapy combined with gradual tapering: a randomized trial. *CMAJ.* 2003;169(10):1015-1020.

11. Pottie K, Thompson W, Davies S, et al. Deprescribing benzodiazepine receptor agonists: evidence-based clinical practice guideline. *Can Fam Physician.* 2018;64(5):339-351.

12. Lähteenmäki R, Puustinen J, Vahlberg T, et al. Melatonin for sedative withdrawal in older patients with primary insomnia: a randomized double-blind placebo-controlled trial. *Br J Clin Pharmacol.* 2014;77(6):975-985. doi:10.1111/bcp.12294

13. Reconnexion. The Benzodiazepine Toolkit. Toolkit. 2018.

14. Ashton CH. *Benzodiazepines: How They Work and How to Withdraw (The Ashton Manual)*. Institute of Neuroscience, Newcastle University; 2002.

15. Barros VV, Opaleye ES, Demarzo M, et al. Effects of mindfulness-based relapse prevention on the chronic use of hypnotics in treatment-seeking women with insomnia: a randomized controlled trial. *Int J Behav Med.* 2022;29(3):266-277. doi:10.1007/s12529-021-10002-4

16. Yeung WF, Chung KF, Zhang ZJ, et al. Electroacupuncture for tapering off long-term benzodiazepine use: a randomized controlled trial. Article. *J Psychiatr Res.* 2019;109:59-67. doi:10.1016/j.jpsychires.2018.11.015

17. Elsesser K, Sartory G, Maurer J. The efficacy of complaints management training in facilitating benzodiazepine withdrawal. *Behav Res Ther.* 1996;34(2):149-156. doi:10.1016/0005-7967(95)00051-8

18. National Institutes for Health and Care Excellence. Medicines associated with dependence or withdrawal symptoms: safe prescribing and withdrawal management for adults. 2022.

19. Lynch T, Ryan C, Bradley C, et al. Supporting safe and gradual reduction of long-term benzodiazepine receptor agonist use: development of the SAFEGUARDING-BZRAs toolkit using a codesign approach. *Health Expect.* 2022;25(4):1904-1918. doi:10.1111/hex.13547

Appendix K. Adjunctive Pharmacological Interventions

Tables K.1 and K.2 were created to support [Recommendation #11](#): Clinicians should first consider pausing or slowing the pace of the BZD taper when patients experience symptoms that significantly interfere with the taper (eg, sleep difficulty, anxiety), although clinicians can also consider use of adjunctive medications (Clinical Consensus, Conditional Recommendation). These tables provide illustrative examples that may be considered based on the experience of the CGC and are not intended to represent an exhaustive list.

Table K.1. Medications for Anxiety-Related Symptoms*

MEDICATION	CLASS/ MECHANISM	CONSIDERATIONS FOR USE	OTHER POPULATION CONSIDERATIONS
Acute Anxiety			
Clonidine [†]	Central alpha-2 agonist	Monitor blood pressure; avoid in hypotension If used as a scheduled medication, taper to discontinue	
Gabapentin [†]	GABA analogue	Risk for misuse Risk associated with combining with other medications, particularly opioids	Avoid in patients with history of sedative use disorder
Hydroxyzine [‡]	Antihistamine	Avoid in patients with history of QTc prolongation	Avoid in older adults
Propranolol [†]	Beta-blocker	Contraindicated in bradycardia, greater than first-degree block; avoid in uncontrolled bronchial asthma May be scheduled or dosed as needed for situational anxiety	

MEDICATION	CLASS/ MECHANISM	CONSIDERATIONS FOR USE	OTHER POPULATION CONSIDERATIONS
Chronic Anxiety (GAD, Panic, PTSD, Social Anxiety)			
Bupirone [§]	5HT1A receptor agonist	Not effective as a prn agent Only effective for GAD	
SSRIs**	Antidepressant ^{††}	May be anxiogenic upon initiation and dose increase; start at a low dose and titrate slowly Variable interactions with other medications	
SNRIs**	Antidepressant ^{††}	May be anxiogenic upon initiation and dose increase; start at a low dose and titrate slowly May increase blood pressure Caution in uncontrolled hypertension	
Mirtazapine [†]	Serotonin and norepinephrine modulator	Not FDA approved for treatment of anxiety disorders May be anxiolytic upon initiation More sedating than SSRIs and SNRIs upon initiation	
Prazosin [†]	Central alpha-1 antagonist	Approved for hypertension; may be used off-label for PTSD-related nightmares but not other symptoms of anxiety Monitor blood pressure; avoid in hypotension	

[ALT TEXT] This table presents some medications that can be considered for use as adjuncts to support management of anxiety-related symptoms during BZD tapering.

* Use in individual patients should always include review of medical and medication history and individual prescribing information to assess for any relative/absolute contraindications.

† Not FDA approved for anxiety disorders. The CGC noted that gabapentin has potential for misuse and, therefore, while it may be useful in certain circumstances, should not be considered prior to other potential adjunctive medications.

‡ FDA approved.

§ FDA approved for GAD only.

** Variably approved for GAD, panic disorder, PTSD, and social anxiety disorder.

†† Antidepressants have boxed warnings regarding suicidality, especially in adolescents and emerging adults.

Table K.2. Medications for Insomnia-Related Symptoms

MEDICATION*	CLASS/ MECHANISM	CONSIDERATIONS FOR USE†	OTHER POPULATION CONSIDERATIONS
Doxepin‡	Antihistaminic tricyclic antidepressant	AASM approved for sleep maintenance insomnia ^{1,2} Avoid in patients with suicidal ideation and behavior due to risk for overdose	Caution in older adults, coronary artery disease, arrhythmia
Diphenhydramine§	Antihistamine	AASM does not recommend for sleep onset or sleep maintenance insomnia ²	Avoid in older adults, may have paradoxical effects in children
Doxylamine§	Antihistamine		Avoid in older adults, may have paradoxical effects in children
Hydroxyzine**	Antihistamine	Avoid in patients with history of QTc prolongation	Avoid in older adults
Melatonin§	Sedative– Hypnotic	AASM does not recommend for sleep onset or sleep maintenance insomnia ^{1,2}	Avoid during pregnancy and breastfeeding; insufficient safety evidence
Ramelteon‡	Agonist of melatonin receptors 1 and 2	AASM approved for sleep onset insomnia ^{1,2} Prone to significant interactions with CYP inhibitors and inducers	

MEDICATION*	CLASS/ MECHANISM	CONSIDERATIONS FOR USE [†]	OTHER POPULATION CONSIDERATIONS
Trazodone**	Antidepressant	Start with lower doses to avoid orthostasis in older adults AASM does not recommend for sleep onset or sleep maintenance insomnia ²	Use with caution in older adults

[ALT TEXT] This table presents some medications that can be considered for use as adjuncts to support management of insomnia-related symptoms during BZD tapering.

* Non-BZD sedative-hypnotics (eg, Z-drugs) are not recommended for patients with sleep issues who are undergoing BZD taper due to similar receptor action. Further information on adjunctive medications may be found on UpToDate, which has topics on benzodiazepine withdrawal and complementary and alternative treatments for anxiety symptoms and disorders: herbs and medications.

[†] Use in individual patients should always include review of medical and medication history and individual prescribing information to assess for any relative/absolute contraindications.

[‡] FDA approved.

[§] FDA approved, available over the counter.

** Not FDA approved for insomnia.

Sources:

1. Schutte-Rodin S, Broch L, Buysse D, Dorsey C, Sateia M. Clinical guideline for the evaluation and management of chronic insomnia in adults. *Journal of clinical sleep medicine*. 2008;4(5):487-504.
2. Sateia MJ, Buysse DJ, Krystal AD, Neubauer DN, Heald JL. Clinical practice guideline for the pharmacologic treatment of chronic insomnia in adults: an American Academy of Sleep Medicine clinical practice guideline. *J Clin Sleep Med*. Feb 15 2017;13(2):307-349. doi:10.5664/jcsm.6470

1.

Appendix L. Pregnancy Related Considerations

Tables L.1 and L.2 summarize specific considerations regarding BZD use and tapering during pregnancy. These tables are intended to be a resource for clinicians implementing this Guideline in individuals who are pregnant or lactating.

Table L.1. Relative Infant Dose (RID) of BZD medications

Medication*	Relative Infant Dose (RID) [†]
Alprazolam	2–9% ¹
Chlordiazepoxide	Unknown
Clonazepam	2.5–4.6% ¹
Clorazepate	Unknown, shares metabolite with diazepam
Diazepam	Up to 11% ²
Estazolam	Unknown
Flurazepam	Unknown
Lorazepam [‡]	0.7–4.4% ¹
Oxazepam	10–33% ³
Quazepam	0.2–2.5% ⁴
Temazepam	Dose dependent 0–10% ⁵
Triazolam	Unknown

[ALT TEXT] This table outlines the relative infant dose of various BZD medications.

* All BZDs are expected to cross placenta.

[†] For optimal safety, the target RID is <10%.

[‡] Lorazepam is generally preferred in pregnancy and lactation due to its lack of active metabolites and low RID.

Table L.2. Benzodiazepine Tapering Considerations by Pregnancy Trimester

	1st Trimester	2nd Trimester	3rd Trimester	Postpartum
Potential Fetal Effects of BZDs	Minimal evidence of fetal malformations ^{6,7} Increased risk of preterm birth		Increased risk of preterm birth, low birth weight, cesarean delivery, ventilatory support	Concern for withdrawal and potential fetal effects if high doses are used during lactation
Potential Effects of Pregnancy on BZD Pharmacokinetics	Increased volume of distribution and CYP2C19, CYP3A4, and CYP2C9 metabolism (resulting in decreased effect) Decreased CYP1A2 and CYP2C19 activity	Increased volume of distribution and CYP2C19, CYP3A4, and CYP2C9 metabolism (resulting in decreased effect) Decreased CYP1A2 and CYP2C19 activity	Increased volume of distribution and CYP2C19, CYP3A4, and CYP2C9 metabolism (resulting in decreased effect) Decreased CYP1A2 and CYP2C19 activity	Reversal of pregnancy changes may increase effect ⁸
Causes of Insomnia	Nausea, urinary frequency, back pain	Fetal movements, heartburn, leg cramps, shortness of breath	Fetal movements, heartburn, leg cramps, shortness of breath	Infant care, pain
Considerations for Tapering BZDs	If alternative planned (eg, SSRI) start alternative early to allow 6–8 weeks for effect before tapering BZD. Per above, BZD effect may decrease even before taper		Lowest dose possible to avoid neonatal withdrawal	Monitor sleep closely
Alternative Medication for Insomnia	Diphenhydramine	Antihistamines, trazodone	Antihistamines, trazodone	
Alternative Medication for Acute Anxiety	Hydroxyzine*	Hydroxyzine	Hydroxyzine	Hydroxyzine

	1st Trimester	2nd Trimester	3rd Trimester	Postpartum
Alternative Medication for Severe Chronic Anxiety	SSRI	SSRI	SSRI [†]	Sertraline has lowest RID

[ALT TEXT] This table outlines considerations for BZD tapering during each trimester of pregnancy and postpartum.

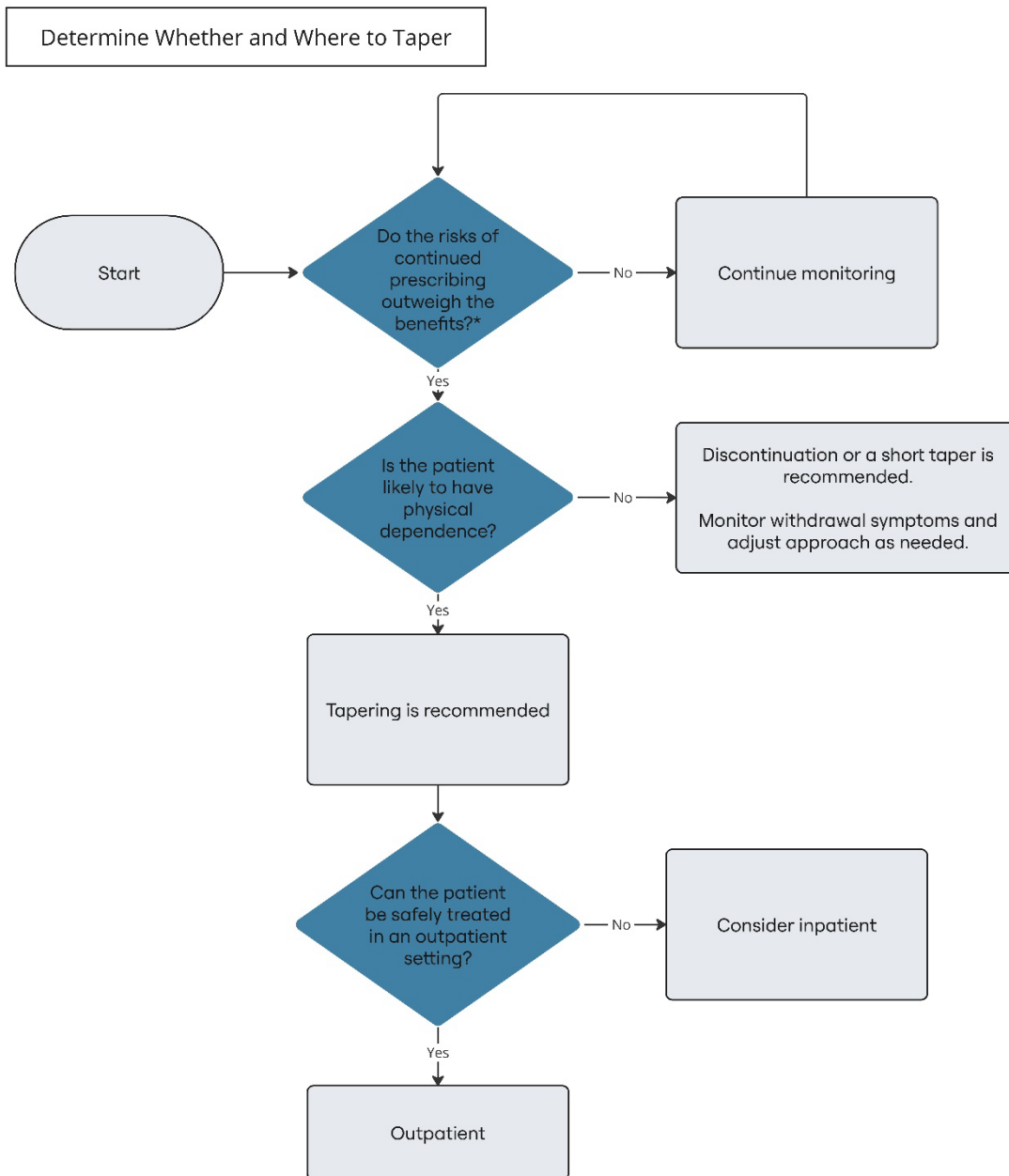
* Limited data suggest possible low risk with first trimester use, but hydroxyzine is generally considered safe in practice.

[†] Possible increase in persistent pulmonary hypertension of the newborn, with a number needed to harm of 1,000.

Sources:

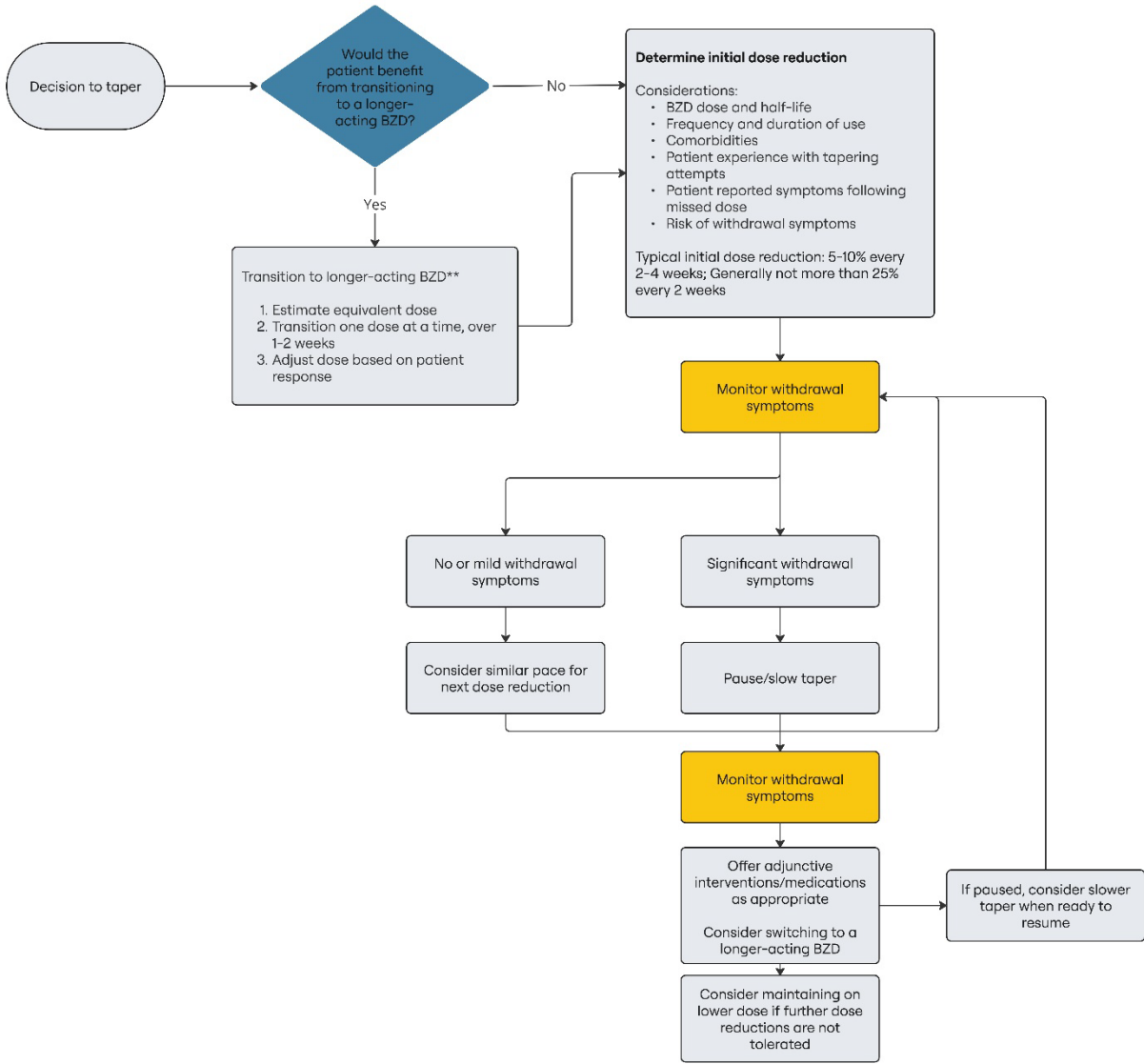
1. Nishimura A, Furugen A, Umazume T, et al. Benzodiazepine concentrations in the breast milk and plasma of nursing mothers: estimation of relative infant dose. *Breastfeed Med.* 2021;16(5):424-431. doi:10.1089/bfm.2020.0259
2. McElhatton PR. The effects of benzodiazepine use during pregnancy and lactation. *Reprod Toxicol.* 1994;8(6):461-475. doi:[https://doi.org/10.1016/0890-6238\(94\)90029-9](https://doi.org/10.1016/0890-6238(94)90029-9)
3. Wretling M. Excretion of oxazepam in breast milk. *Eur J Clin Pharmacol.* 1987;33(2):209-210. doi:10.1007/BF00544570
4. Hilbert JM, Gural RO, Symchowicz S, Zampaglione N. Excretion of Quazepam Into Human Breast Milk. *J Clin Pharmacol.* 1984;24(10):457-462. doi:<https://doi.org/10.1002/j.1552-4604.1984.tb01819.x>
5. Lebedevs TH, Wojnar-Horton RE, Yapp P, et al. Excretion of temazepam in breast milk. *Br J Clin Pharmacol.* 1992;33(2):204-206. doi:10.1111/j.1365-2125.1992.tb04029.x
6. Wikner BN, Stiller C-O, Bergman U, Asker C, Källén B. Use of benzodiazepines and benzodiazepine receptor agonists during pregnancy: neonatal outcome and congenital malformations. *Pharmacoepidemiol Drug Saf.* 2007;16(11):1203-1210. doi:<https://doi.org/10.1002/pds.1457>
7. Chaudhry SK, Susser LC. Considerations in treating insomnia during pregnancy: a literature review. *Psychosomatics.* 2018;59(4):341-348. doi:10.1016/j.psym.2018.03.009
8. Pinheiro EA, Stika CS. Drugs in pregnancy: pharmacologic and physiologic changes that affect clinical care. *Semin Perinatol.* 2020;44(3):151221. doi:10.1016/j.semperi.2020.151221

Appendix M. Flowchart



*Risks associated with BZD tapering should also be considered

Taper Management - Outpatient



Engage in shared decision making process with the patient (and care partner(s)) whenever possible

**See *Transitioning to a Longer-Acting Benzodiazepine*